pinnacle architectural lighting

Project Name _____

Date _____ Type _____





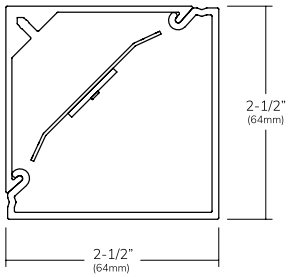

nook

2-1/2" square surface linear

Key Features

- Room-facing illumination for added vertical light
- 3 mounting options: wall, wall-to-ceiling & vertical corner
- ADA-compliant wall-mounted configurations
- Integral, serviceable driver with 0–10V dimming to 1%
- High output up to 1,000 lm/ft

Example Part #: NK-A-835HO-4'-WD-U-EL1-1-0-W

NK - A - ____ - ____ - ____ - ____ - ____ - ____ - ____ - ____ - ____

SHIELDING *SOURCE* *LENGTH* *MOUNTING* *VOLTAGE* *DRIVER* *CIRCUITING* *BATTERY & EMERGENCY* *FINISH*

A	_ _ _ _ _ _	_ _	_ _
SHIELDING	**SOURCE[1]**	**LENGTH[2]**	**MOUNTING**
A - Satine Two-Sided Lens *For direct or indirect wall mount applications, the lens return creates a subtle side glow. This intentional detail helps reduce shadowing at the wall transition.*	**_27_ _ -** 2700K **_30_ _ -** 3000K **_35_ _ -** 3500K **_40_ _ -** 4000K [blank] **-** 500 lms/ft **HO -** 750 lms/ft **VHO -** 1000 lms/ft **CL_ _ _ _ _ _ -** Custom Lumens **CW_ _ _ _ _ _ -** Custom Watts *Source pg. 2*	**_ _ -** Individual Fixture **_ _ -** Continuous Row *Length pg. 3*	**WC -** Wall/Ceiling Corner **WD** - Wall Direct **WI -** Wall Indirect **WV** - Wall Corner Vertical 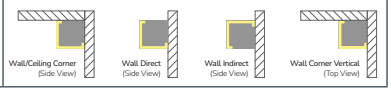

_	_ _ _	_		_ _
VOLTAGE	**DRIVER**	**CIRCUITING**	**BATTERY & EMERGENCY[6]**	**FINISH**
U - Universal *(120 thru 277V)* **1 -** 120V **2 -** 277V **3 -** 347V *Voltage pg. 3*	**EL1 -** ERP Power *(1%, 0-10v, 120v or 277v)* **REMOTE DRIVERS** **FSD -** Factory Select Driver *(1%, 0-10v)* **PL2 -** Advance Xitanium *(1%, 0-10v)* **OL2 -** eldoLED Optotronic *(1%, 0-10v)* **OL4 -** eldoLED Optotronic 347v *(1%, 0-10v)* **EE1 -** eldoLED ECOdrive *(1%, 0-10v)* **ES1 -** eldoLED SOLOdrive *(0.1%, 0-10v)* **LH1-** Lutron Hi-lume *(1%, EcoSystem)* **PR1 -** Advance Xitanium SR *Driver pg. 4*	**1 -** Single Circuit *Circuiting pg. 4*	**0 -** None **_FSB** - Factory Select Battery **_FSG -** Factory Select ALCR **_GI** - Iota ETS DR **_GB** - Bodine GTD **_ILL -** Iota 10W **_PLL -** Bodine 10W *Battery and Emergency pg. 5*	**W -** White **S -** Metallic Silver **BL -** Textured Black **BR -** Bronze **GR -** Graphite **CC -** Custom Color *Finish pg. 5*

[1]When specifying CRI- CCT & OUTPUT the first _ is for specifying either **8** - 80CRI or **9** - 90CRI. The ending _ _ are for specifying output, example **HO** - High Output. See output charts for more information.
[2]Specify nominal overall length to the nearest 1/8". Available in individual lengths from 2'–8' or continuous rows.

Specifications and dimensions subject to change without notice. Specification sheets that appear on pinnacle-ltg.com are the most recent version and supersede all other previously printed or electronic versions.

Designed in Denver, CO • USA | pinnacle-ltg.com | O: 303-322-5570 | F: 303-322-5568

A brand of legrand®

Shielding

A

Satine Two-Sided Lens

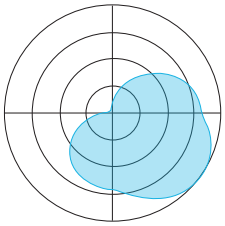

Source

- Specify either 80 or 90 CRI for White light LED
- 90 CRI = R9≥50

Custom Output - Lumens OR Wattage

CL _____	Specify CRI, CCT and desired lumens (i.e. CL835500)	*Specify lumens between standard offering listed below. Lumens are specified per color temp*
CW _____	Specify CRI, CCT and desired wattage (i.e. CW9407)	*Specify watts between standard offering listed below*

80 CRI

	Color	Lumens *per foot*	Shielding **A** Satine *LPW*	*Watts/ft*
830	3000K	500	131	3.1
830HO		750	133	5.7
830VHO		1000	131	7.6
835	3500K	500	135	3.7
835HO		750	136	5.5
835VHO		1000	134	7.5
840	4000K	500	139	3.6
840HO		750	138	5.4
840VHO		1000	138	7.3

90 CRI

927	2700K	500	106	4.7
927HO		750	105	7.1
927VHO		1000	103	9.7
930	3000K	500	110	4.5
930HO		750	110	6.8
930VHO		1000	107	9.3
935	3500K	500	116	4.3
935HO		750	116	6.5
935VHO		1000	113	8.8
940	4000K	500	120	4.2
940HO		750	120	6.2
940VHO		1000	118	8.5

Specifications and dimensions subject to change without notice. Specification sheets that appear on pinnacle-ltg.com are the most recent version and supersede all other previously printed or electronic versions.

Length

- For Continuous Runs, add 1/8" (3.2mm) for each end plate or 1/4" (6.4mm) to the overall length of the row

2	3	4	5	6	7	8	_
Indiv. Fixture	Indiv. Fixture	Indiv. Fixture	Indiv. Fixture	Indiv. Fixture	Indiv. Fixture	Indiv. Fixture	Cont. Run *Specify nominal overall row length to the 1/8"*
24-1/4" (615.9mm)							
36-1/4" (920.7mm)							
48-1/4" (1225.5mm)							
60-1/4" (1530.4mm)							
72-1/4" (1835.2mm)							
84-1/4" (2139.9mm)							
96-1/4" (2444.8mm)							
Specify to the 1/8"							

Mounting

WC	Wall/Ceiling Corner
WD	Wall Direct
WI	Wall Indirect
WV	Wall Corner Vertical


Wall/Ceiling Corner (WC)


Wall Direct (WD)


Wall Indirect (WI)


Wall Corner Vertical (WV)

Voltage

- Some NOOK configurations will not accommodate all voltage options; consult with factory
- 347 volt not available with Tunable White (TW) option

U	Universal
1	120 volt
2	277 volt
3	347 volt

Specifications and dimensions subject to change without notice. Specification sheets that appear on pinnacle-ltg.com are the most recent version and supersede all other previously printed or electronic versions.

Driver

- Standard Driver Option = EL1
- Driver Lifetime: 50,000 hours at 25°C ambient operating conditions
- For more driver options, see Pinnacle Resource Guide
- Some NOOK configurations will not accommodate all driver options; consult with factory
- EL1 driver is integral to the fixture housing.
- Remote box necessary for all drivers OTHER THAN the EL1
- Osram and Lutron Drivers have a remote distance limitation of 10'
- eldoLED and Advance Drivers have an average remote distance limitation of 50'. Consult Factory for specific configurations

Integral Driver	
EL1	ERP Power 1%, 0-10v, requires 120 or 277
Remote Driver	
0-10V Drivers	
FSD	Factory Select Driver 1%, 0-10v
PL2	Advance Xitanium 1%, 0-10v
PL4	Advance Xitanium 347v 1%, 0-10v, requires 347v
OL2	eldoLED Optotronic, 1%, 0-10v
OL4	eldoLED Optotronic 347v, 1% 0-10v, requires 347v
EE1	eldoLED ECOdrive 1%, 0-10v, Logarithmic
EE2	eldoLED ECOdrive 1%, 0-10v, Linear
ES1	eldoLED SOLOdrive 0.1%, 0-10v, Logarithmic
ES2	eldoLED SOLOdrive 0.1%, 0-10v, Linear
DALI Drivers	
EE3	eldoLED ECOdrive .1%, DALI (logarithmic)
ES3	eldoLED SOLOdrive .1%, DALI (logarithmic)
OD1	eldoLED Optotronic 1%, DEXAL
Lutron Drivers	
LH1	Lutron Hi-lume Soft-on, Fade-to-black 1%, EcoSystem, LDE1
Alternate Drivers	
EH1	ELV 120v only, 0-10v universal

Slim Remote Box

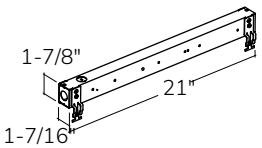

Standard Remote Box

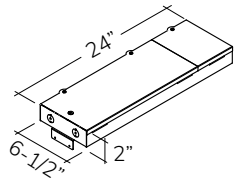

How to Specify Circuiting, Battery and Emergency

1

- Select fixture circuiting from options below
- Some NOOK configurations will not accommodate all circuiting options, consult with factory

Circuiting

1	Single Circuit
E	Emergency Circuit only

2 + **3**

- Battery and emergency options are available in addition to fixture circuit
- Full housing required for battery and emergency options
- Select battery and emergency options below; factory shop drawing required
- Some NOOK configurations will not accommodate all circuiting options, consult with factory

Battery and/or Emergency *If Required*

0	No battery or specific emergency required

Battery

- Battery will be remote mounted with driver and requires standard remote box
- Select battery type if required, indicate total QTY. *Example 2PLL*
- 90 minute battery runtime; test button is remote to fixture and requires an additional drop
- Battery operates full length of housing up to 8' on individual fixtures or within continuous row
- For more battery options available, see Pinnacle Resource Guide

0	No Battery
_FSB	Factory Select 10w Lithium
_FSBST	Factory Select 10w Lithium, Self Testing
_PLL	Bodine 10w Lithium, Self Testing
_ILL	Iota 10w Integral Lithium, Self Testing

For Approximate Battery Lumen Output
- Multiply battery wattage X fixture LPW shown on Lumen Table
- 120 (LPW) x 10 (watts) = 1200 battery lumen output

Battery OR Emergency Ordering Examples
- Single circuit, 10w Integral BatteryOrdering — Code: 1-1FSB
- Emergency only, 10w Integral BatteryOrdering — Code: E-1PLL

Emergency

- Select emergency type if required, indicate total QTY. *Example 1FSG*
- Combine battery and emergency ordering codes if both options are selected

_FSG	Factory Select ALCR, Emergency Control Device, UNV
_GI	Iota ETS-DR, Emergency Transfer Switch, UNV
_GB	Bodine GTD, Generator Transfer Device, 120v or 277v
_E	Emergency circuit section

Finish

- Standard powder-coat textured white, metallic silver, textured black, graphite or bronze painted finish; consult factory for chip of standard paint finishes
- Selecting a fixture finish other than white may impact lumen output; consult factory for more information

W	White
S	Metallic Silver
BL	Textured Black
BR	Bronze
GR	Graphite
CC	Custom Color

Controls

- Pinnacle is able to accommodate different control solutions from different manufacturers. Consult Factory for more information.

Specifications and dimensions subject to change without notice. Specification sheets that appear on pinnacle-ltg.com are the most recent version and supersede all other previously printed or electronic versions.

Photometrics

Satine Lens

Test #	KPL2015-219
Catalog #	NK-A-840-VHO-4
Lumens	4000
Watts	29.2
Efficacy	137 LPW

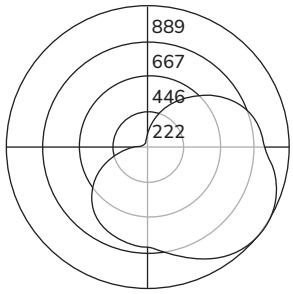

Candela Distribution

Vert Angle	Horizontal Angle				
	0	22.5	45	67.5	90
0	737	737	737	737	737
5	761	763	754	738	726
10	800	797	775	742	716
15	840	831	794	742	699
20	878	863	810	736	677
25	912	891	821	725	648
30	940	914	828	709	614
35	961	930	828	688	575
40	975	938	823	663	530
45	982	940	812	632	482
50	980	933	794	597	430
55	971	920	770	557	376
60	954	899	739	513	319
65	930	871	702	464	259
70	900	836	661	413	198
75	865	798	617	360	145
80	828	758	571	310	98
85	793	720	530	268	60
90	765	693	502	239	32

Luminance Data (cd/sq.m)

Angle In Degrees	Average 0-Deg	Average 45-Deg	Average 90-Deg
45	8841	8387	8255
55	8878	8289	7764
65	8915	8156	7024
75	8999	8034	5991
85	9324	8154	5458

For all available IES files, please visit our website at pinnacle-ltg.com. Photometry testing in accordance to IESNA-LM-79-08 at an NVLAP accredited testing laboratory. Testing conducted at 25°C ambient conditions

Applications & Certificates

Construction: 6063-T5 Extruded aluminum housing. Highly reflective die-formed white painted reflector.

Shielding: Diffuse snap-in acrylic two-sided lens with matte finish, removable for maintenance.

Mounting: Available for horizontal mounting at ceiling-to-wall intersections, vertical mounting at wall corners, or wall mounting for direct/indirect illumination. Corner-mounted configurations conceal the housing trim. Wall-mounted configurations are ADA compliant. Refer to installation instructions for mounting details and requirements.

LED: 25°C test environment. Lumen output/wattage has a margin of +/- 5%; 2' or 3' lengths may have a greater wattage deviation. Luminaire configurations tested in accordance with IES LM-79. Diodes tested in accordance with IES LM-80. Lifetime calculated using IES TM-21. Minimum lifetime greater than 60,000 hours. Lifetime Projection L70 = 254,800 hours and L90 = 80,200 hours. MacAdam 3-Step Ellipses. For all available IES files, please visit our website at pinnacle-ltg.com.

CRI, CCT & Output: Not all lumen packages available. Three lumen packages available. Standard, High (HO) and Very High (VHO). Custom outputs are available. Specify custom lumens or watts between standard offering listed on CRI, CCT & Output page. 80 CRI is available for 3000K, 3500K, and 4000K. 90 CRI is available for 2700K, 3000K, 3500K and 4000K. 90 CRI = R9≥50.

Voltage: Universal (U), 120 volt (1), 277 volt (2) and 347 volt (3) options available. Must specify PL4 or OL4 in Driver section when 347 volt (3) is selected. Some Nook configurations will not accommodate all voltage options; consult with factory.

Driver: Standard INTEGRAL Driver Option is EL1. All other driver options will be in remote box. EL1 designed for use with 120v or 277v only. Electronic driver, Power factor is >0.9 with a THD <20%. Driver Lifetime: 50,000 hours at 25°C ambient operating conditions. Ambient operating range: -20°F/-30°C to 128°F/54°C. When ND is specified, a spec grade driver will be provided. For more driver options, see Pinnacle Resource Guide. Some configurations will not accommodate all driver options.

Remote Driver Distance Guidelines

16 AWG							
Wattage per Driver	20w	30w	40w	50w	60w	70w	80w
Max Length	200ft	143ft	111ft	91ft	71ft	63ft	56ft

Contact factory or see Nook Install Guide for other wire gauge recommendations

Circuiting: Select from single circuit (1) or emergency circuit (E). Some Nook configurations will not accommodate all circuiting options; consult with factory.

Battery & Emergency: Select battery or emergency options if required. If battery or emergency option is not required, enter 0. Battery duration is 90 minutes as standard. Test button is remote to fixture. For more Battery options, see Pinnacle Resource Guide.

Finish: Standard powder-coat textured white, metallic silver, textured black, graphite or bronze painted finish; consult factory for chip of standard paint finishes. Contact factory for additional custom color and finish options.

Controls: Mod options available, consult with factory.

Labels: UL and cUL 1598 listed. Approved for dry/damp location unless otherwise noted.

Fixture Weight: Maximum fixture weight is 10 lbs for a standard 4' fixture.

Buy America Act (BAA) and Build America, Buy America Act (BABA) Compliance: BAA and/or BABA compliance options are available to support federally funded projects requiring domestic content. Availability depends on configuration; Compliance is configuration-dependent; consult factory for confirmation.

Warranty: 5-year limited warranty covering LED, driver and fixture.