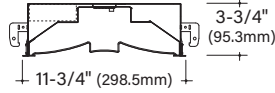


LUCEN LU14

1x4 Architectural Recessed

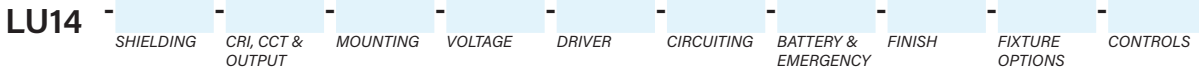


Key Features

- Boards and driver are specifically for Indigo Clean®
- Indigo Clean® is safe and effective at killing SARS-CoV-2, Influenza-A, Staph Aureus and a list of pathogens that negatively impact health
- Standard, white luminaire that provides on-demand disinfection when light is on
- Laboratory-tested disinfection
- Unlike UV disinfection, light is safe for occupants
- Proven effectiveness per independent lab test results
- Provides a cleaner, safer environment, even in areas normal cleaning doesn't reach



Example Part #: LU14-A-IC37-G1-U-ND-1-0-W



SHIELDING	CRI, CCT & OUTPUT	MOUNTING	VOLTAGE
A - Satine Lens	IC32 - Indigo Clean LED, 3200K IC37 - Indigo Clean LED, 3700K IC43 - Indigo Clean LED, 4300K <i>Lumen Output pg. 2</i>	G1 - 15/16" Grid G9 - 9/16" Grid GS - Screw Slot Grid FL - Flanged S - Surface Mount <i>Mounting pg. 2</i>	U - Universal (120 thru 277V) 1 - 120V 2 - 277V <i>Voltage pg. 3</i>

DRIVER ¹	CIRCUITING	BATTERY & EMERGENCY	FINISH
FSD - Factory Select Driver (1%, 0-10v) PL2 - Advance Xitanium (1%, 0-10v) OL2 - Osram Optotronic (10%, 0-10v) <i>Driver pg. 3</i>	1 - Single Circuit E - Emergency (<i>entire fixture</i>) N - Night Light (<i>entire fixture</i>) <i>Circuiting pg. 3</i>	0 - None 1P - Bodine 10W 1IC - Iota 10W, CEC Listed 1G - Bodine GTD <i>Battery and Emergency pg. 3</i>	W - White <i>Finish pg. 3</i>

FIXTURE OPTIONS ²	CONTROLS
TW - Through-wiring CP - Chicago Plenum AM - Antimicrobial Paint FW6 - 6' Flex Whip GMF - Slow Blow Fusing PAF - Paint After Fabrication <i>Fixture Options pg. 3</i>	<i>Pinnacle is able to accommodate different control solutions from different manufacturers. Consult Factory for more information.</i>

¹ While we do offer dimmable driver options, please note that dimming is not recommended with Indigo-Clean fixtures as it can reduce the efficiency of disinfection. ² Flex Whip (**FW6**) option not available with Chicago Plenum (**CP**) option.

Specifications and dimensions subject to change without notice. Specification sheets that appear on pinnacle-ltg.com are the most recent version and supersede all other previously printed or electronic versions.



Output

- 80 CRI R9 ≥ 23

Indigo Clean LED

	Color	Watts	Shielding A	
			Lumens	LPW
IC32	3200K	60.2	4785	79.5
IC37	3700K	60.2	4908	81.5
IC43	4300K	60.3	5020	83.3

Mounting

- LUCEN is offered with a universal flange for all grid types. See below for fixture placement in relation to the tile for each grid type
- Grid retention clips integral to housing and require mechanical attachment
- Tie off fixture to structure with retention wires
- Refer to installation instructions during installation at the jobsite
- Approved for dry/damp location when PAF is specified
- Maximum fixture weight is 15lbs - Surface Mount Box adds 10 lbs

G1	G9	GS	FL	S
<p>1" Grid Mount Works with 15/16" grid ceiling types. See profile for fixture position in relation to ceiling grid and tile.</p>	<p>9/16" Grid Mount Works with 9/16" grid ceiling type. For tegular tile installations, fixture position will not be flush to the bottom of the tile. See tegular tile profile image below.</p>	<p>Screw Slot Mounting Works with screw slot and bolt slot grid ceiling types.</p>	<p>Flange Kit A separate flange kit is supplied for installations into inaccessible or drywall applications. Flange kit ships from factory uninstalled separately from fixture.</p>	<p>Surface Mount Utilize for hard lid ceiling applications. The 20 gauge steel frame easily secures to ceiling. Surface Mount Box adds 10 lbs</p>
<p>Standard Tile</p>	<p>Standard Tile</p>	<p>Tegular Tile</p>		<p>4-5/8" (117.6mm)</p>
<p>Tegular Tile</p>	<p>Tegular Tile</p>			



Voltage

- Some LUCEN configurations will not accommodate all voltage options; consult with factory

U	Universal
1	120 volt
2	277 volt

Driver

- Driver Lifetime: 50,000 hours at 25°C ambient operating conditions
- For more Driver options, see Pinnacle Resource Guide
- Some LUCEN configurations will not accommodate all driver options; consult with factory

0-10V Drivers	
FSD	Factory Select Driver 1%, 0-10v
PL2	Advance Xitanium 1%, 0-10v
OL2	Osram Optotronic, 1%, 0-10v

Circuiting

- Select fixture circuiting from options below
- Some LUCEN configurations will not accommodate all circuiting options; consult with factory

1	Single Circuit
E	Emergency Circuit only (uses nIO EZ PH ER with NLIGHT)
N	Night Light Circuit only

Battery & Emergency

- Select battery or emergency options if required
- Battery duration is 90 minutes
- Test button is integral to fixture
- For more Battery options, see Pinnacle Resource Guide

0	No Battery
1IC	Iota 10w Integral
1P	Bodine 10w Integral
FSG	Factory Select Automatic Load Control Relay (ALCR)
GI	Emergency Transfer Switch (ETS) DR Emergency Control Device
GB	Bodine GTD, Generator Transfer Device

For Approximate Battery Lumen Output

- Multiply battery wattage X fixture LPW shown on Lumen Table
- 10 (watts) x 92.3 (LPW) = 923 battery lumen output

Battery & Emergency Ordering Examples

- Single circuit, 10w integral battery Ordering Code: 1-1P
- Emergency circuit only, 10w integral battery Ordering Code: E-1P

Finish

- Powder-coat white painted finish on exposed trim

W	White
----------	-------

Fixture Options

- Additional options to enhance the fixture and finish of the product

TW	Through-Wiring
CP	Chicago Plenum
AM	Antimicrobial Paint
AR	Air Return
FW6	Flex Whip 6'
GMF	Internal Slow Blow Fuse
PAF	Paint After Fabrication

Controls

- Pinnacle is able to accommodate different control solutions from different manufacturers. Consult Factory for more information.

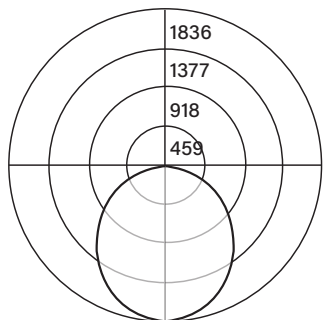
Specifications and dimensions subject to change without notice. Specification sheets that appear on pinnacle-ltg.com are the most recent version and supersede all other previously printed or electronic versions.



Photometrics

Satine Lens

Test #	ITL93378
Catalog #	LU14A-IC43
Lumens	5020 lm
Watts	60.3 W
Efficacy	83.3 LPW



Candela Distribution

Vert Angle	Horizontal Angle				
	0	22.5	45	67.5	90
0	1836	1836	1836	1836	1836
5	1827	1826	1825	1824	1824
10	1800	1795	1794	1793	1788
15	1756	1741	1745	1740	1735
20	1689	1674	1677	1670	1662
25	1612	1594	1595	1585	1580
30	1515	1499	1498	1490	1481
35	1409	1393	1390	1381	1377
40	1291	1278	1276	1266	1261
45	1167	1154	1152	1145	1143
50	1036	1026	1026	1020	1016
55	899	889	892	888	886
60	757	753	755	756	754
65	611	612	620	619	621
70	460	470	483	483	481
75	314	332	347	348	351
80	176	204	216	214	211
85	68	88	86	81	82
90	0	0	0	0	0

Luminance Data (cd/sq.m)

Angle In Degrees	Average 0-Deg	Average 45-Deg	Average 90-Deg
45	5556	5484	5442
55	5276	5235	5200
65	4867	4939	4947
75	4084	4513	4565
85	2627	3322	3167

For all available IES files, please visit our website at pinnacle-ltg.com. Photometry testing in accordance to IESNA-LM-79-08 at an NVLAP accredited testing laboratory. Testing conducted at 25°C ambient conditions

Approvals & Certifications

Construction: Pre-painted formed 22 gauge cold rolled steel housing. Highly reflective die-formed reflectors maintain uniform lens brightness. Wiring access on both sides and top of housing. Housing designed to maintain optimal temperature of LED diodes and driver. Captive door frame swings open for room-side maintenance of lens, driver and LED boards.

Shielding: Single piece extruded diffuse lens with convex wings and articulated center spine creating a fully luminous housing with optimal glare control. Available with standard satine lens or optional white or silver lens side rails.

Mounting: Designed to install into acoustical grid and inaccessible ceilings. Specify G1, G9 or GS for acoustical grid ceiling. Specify FL for inaccessible ceilings. Grid retention clips integral to housing and require mechanical attachment. Tie off fixture to structure with retention wires. Maximum fixture weight is 15 lbs - Surface Mount Box adds 10 lbs.

Indigo Clean LED: Spectrum focused lighting for continuous environmental disinfection. 25°C test environment. Lumen output/wattage has a margin of +/- 5%. All luminaire configurations tested in accordance with IES LM-79. Diodes tested in accordance with IES LM-80. Lifetime calculated using IES TM-21. Minimum lifetime greater than 60,000 hours. L70 = 80,000 hours. MacAdam 3-Step Ellipses. Not all products are lighting facts listed. For all available IES files, please visit our website at pinnacle-ltg.com.

Output: One lumen package available. 80 CRI is available for 3700K and 4300K. 80 CRI = R9≥23.

Voltage: Universal (U), 120 volt (1), 277 volt (2) and 347 volt (3) options available. Must specify OL3 in Driver section when 347 volt (3) is selected. Some LUCEN configurations will not accommodate all voltage options; consult with factory.

Driver: Standard Driver Option is Advance Xitanium 0-10v, 1% = PL2. Electronic driver,

Power factor is >0.9 with a THD <20%. Driver Lifetime: 50,000 hours at 25°C ambient operating conditions. Ambient operating range: -20°F/-30°C to 118°F/48°C. For more driver options, see Pinnacle Resource Guide. Some LUCEN configurations will not accommodate all driver options.

Circuiting: Select from single circuit (1), Emergency circuit (E) or Night Light circuit (N). Some LUCEN configurations will not accommodate all circuiting options, consult with factory.

Battery & Emergency: Select battery or emergency options if required. If battery or emergency option is not required, enter 0. Battery duration is 90 minutes as standard. Test button is integral to fixture. For more Battery options, see Pinnacle Resource Guide.

Finish: Pre-painted white polyester polymer finish on exposed trim. Optional Paint After Fabrication (PAF) available if specified in Options section of part number.

Controls: Pinnacle is able to accommodate different control solutions from different manufacturers. Consult Factory for more information.

Labels: UL and cUL Listed. Approved for dry/damp location unless otherwise noted. For damp location, must specify Paint After Fabrication (PAF) in the Options section of the luminaire.

Fixture Weight: 15 lbs maximum - Surface Mount Box adds 10 lbs.

Buy American Act Compliant

Warranty: LUCEN LED offered with a 5-year limited warranty. Covers LED, driver and fixture.