

EDGE EX4I

4" Suspended Indirect Linear

Key Features

- Boards and driver are specifically for Indigo Clean®
- Indigo Clean® is safe and effective at killing SARS-CoV-2, Influenza-A, Staph Aureus and a list of pathogens that negatively impact health
- Standard, white luminaire that provides on-demand disinfection when light is on
- Laboratory-tested disinfection
- Unlike UV disinfection, light is safe for occupants
- Proven effectiveness per independent lab test results
- Provides a cleaner, safer environment, even in areas normal cleaning doesn't reach



Example Part #: EX4I-N-HE-IC37-26'-AC48G1-U-ND-1-0-W



N	HE	---	---
DIRECT SHIELDING	INDIRECT SHIELDING	SOURCE	LENGTH ¹
N - None	HE - High Efficiency	IC32 - Indigo Clean LED, 3200K IC37 - Indigo Clean LED, 3700K IC43 - Indigo Clean LED, 4300K <i>Source pg. 2</i>	__ - Individual Fixture __ - Continuous Row <i>Length pg. 2</i>

---	---	---	---
MOUNTING ²	VOLTAGE	DRIVER ³	CIRCUITING
AC _G_ - (M) AC to Grid _AC_ _JB - (M) AC to J Box _AC_ _ST - (M) AC to Structure AC5_ _G_ - 5" Non-Power Canopy AC5_ _JB - 5" Non-Power Canopy SQ_ _G_ - 5" Square Canopy SQ_ _JB - 5" Square Canopy WA - Wall Mount <i>Mounting pg. 2</i>	U - Universal (120 thru 277V) 1 - 120V 2 - 277V <i>Voltage pg. 3</i>	FSD - Factory Select Driver (1%, 0-10v) PL2 - Advance Xitanium (1%, 0-10v) OL2 - Osram Optotronic (10%, 0-10v) <i>Driver pg. 3</i>	1 - Single Circuit M - Multi Circuit E - Emergency (<i>entire fixture</i>) N - Night Light (<i>entire fixture</i>) <i>Circuiting pg. 3</i>

---	---	---
BATTERY & EMERGENCY ⁴	FINISH	FIXTURE OPTIONS
0 - None _P - Bodine 10W Integral _IC - Iota 10W Integral (<i>CEC Listed</i>) _E - Emergency Section _N - Night Light Section _L - Life Safety Section _G - Bodine GTD <i>Battery and Emergency pg. 3</i>	W - White S - Metallic Silver BL - Textured Black BR - Bronze GR - Graphite CC - Custom Color <i>Finish pg. 3</i>	AM - Antimicrobial Paint <i>Fixture Options pg. 4</i>

¹Individual fixtures come in 2', 4', 6' & 8' lengths. Continuous row come in 2' increments. ²Specify AC Cable: Standard single AC = AC or Movable AC = MAC; Specify AC length standard AC is 48"; Specify grid: G1=15/16", G9=9/16", GS=Screw Slot. Example: AC48G1. ³While we do offer dimmable driver options, please note that dimming is not recommended with Indigo-Clean fixtures as it can reduce the efficiency of disinfection. ⁴Enter quantity for Battery and Emergency, Example 2P.

Specifications and dimensions subject to change without notice. Specification sheets that appear on pinnacle-ltg.com are the most recent version and supersede all other previously printed or electronic versions.



Source

- 80 CRI = R9≥19

Indigo Clean LED

	Color	Watt <i>per foot</i>	Shielding HE High Efficiency	
			<i>Lumens/ft</i>	<i>LPW</i>
IC32	3200K	12.9	1338	103.7
IC37	3700K	12.9	1372	106.4
IC43	4300K	12.9	1392	107.9

Length

- For Continuous Runs, add 3/16" (4.7mm) for each end plate or 3/8" (9.5mm) to the overall length of the row
- Individual fixtures come in 2', 4', 6' & 8' lengths. Continuous rows come in 2' increments

2	4	6	8	—
Indiv. Fixture	Indiv. Fixture	Indiv. Fixture	Indiv. Fixture	Cont. Run <i>Continuous runs available in 2' increments.</i>
23" (584.2mm)				
	47" (1193.8mm)			
		71" (1803.4mm)		
			95" (2413mm)	

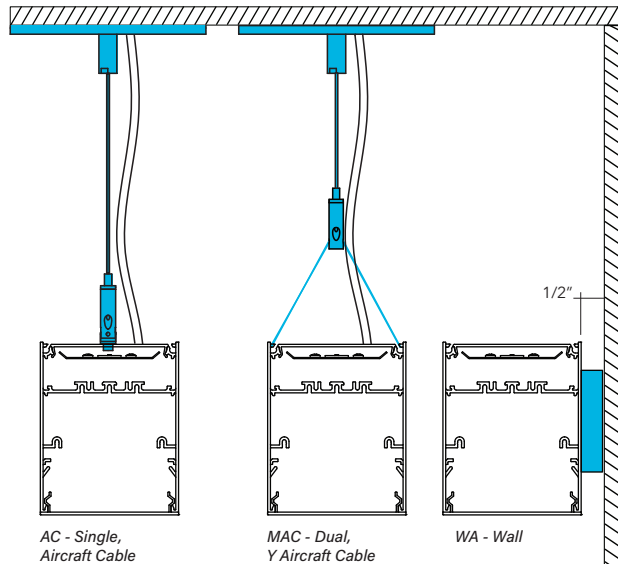
Specify in 2' increments

Mounting

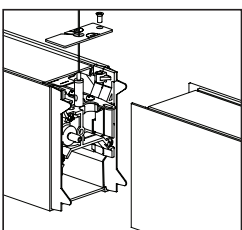
- Specify cable length in ordering code (AC48G1)
- Standard adjustable cable. Specify 48", 120", 240" or 350"
- End plates and standard white power cord attached at factory
- Aircraft cable (AC) mounts on 4' (1219.2mm) and 8' (2438.4mm) centers
- Maximum recommended movable mounting locations are 12" from end of 4' fixture and 18" from end of 8' fixture
- Aircraft Cable supplied with 5" (127mm) power and 2" (50.8mm)

- non-power canopies
- Canopies and pendants match fixture finish, power cords are white, grey, or black depending on fixture finish. See Finish section for additional details.
- Approved for dry/damp location unless otherwise noted
- Refer to installation instructions during installation at the job site
- Maximum fixture weight is 20 lbs for a standard 4' fixture

AC_G1	Aircraft Cable 1" (15/16") T-Bar
AC_G9	Aircraft Cable 9/16" T-Bar
AC_GS	Aircraft Cable Screw Slot T-Bar
AC_JB	Aircraft Cable Junction Box
AC_ST	Aircraft Cable Structure
AC5_G	Aircraft Cable 5" (127mm) Non-Power Canopy
AC5_JB	Aircraft Cable 5" (127mm) Non-Power Canopy
SQ_G	Aircraft Cable 5" (127mm) Square Canopy
SQ_JB	Aircraft Cable 5" (127mm) Square Canopy
MAC_G1	Moveable AC 1" (15/16") T-Bar
MAC_G9	Moveable AC 9/16" T-Bar
MAC_GS	Moveable AC Screw Slot T-Bar
MAC_JB	Moveable AC Junction Box
MAC_ST	Moveable AC Structure
MAC5_G	Moveable AC 5" (127mm) Non-Power Canopy
MAC5_JB	Moveable AC 5" (127mm) Non-Power Canopy
MSQ_G	Moveable AC 5" (127mm) Square Canopy
MSQ_JB	Moveable AC 5" (127mm) Square Canopy
WA	Wall Mount



Straight EDGE Joint System



- The Straight EDGE Joint comes standard for all runs.
- Two connection points - one to cinch fixtures together, the other to perfectly align all fixtures in a run.
- Factory-installed light shields on both sides of the fixture ensure no light leaks.
- Patented.

Specifications and dimensions subject to change without notice. Specification sheets that appear on pinnacle-ltg.com are the most recent version and supersede all other previously printed or electronic versions.



Voltage

- Some EX4I configurations will not accommodate all voltage options; consult with factory

U	Universal
1	120 volt
2	277 volt

Driver

- Standard Driver Option = FSD
- Driver Lifetime: 50,000 hours at 25°C ambient operating conditions
- For more driver options, see Pinnacle Resource Guide
- Some EX4I configurations will not accommodate all driver options; consult with factory

0-10V Drivers	
FSD	Factory Select Driver 1%, 0-10v
PL2	Advance Xitanium 1%, 0-10v
OL2	Osram Optotronic, 1%, 0-10v

How to Specify Circuiting, Battery and Emergency

- 1**
- Select fixture circuiting from options below
 - Some EX4I configurations will not accommodate all circuiting options, consult with factory

Circuiting

1	Single Circuit
M	Multi Circuit
E	Emergency Circuit only
N	Night Light Circuit only

- 2** + **3**
- Battery and emergency section options are available in addition to fixture circuit
 - Select battery and emergency section options below; factory shop drawing required
 - Some EX4I configurations will not accommodate all circuiting options, consult with factory

Battery and/or Emergency If Required

0 No battery or specific emergency section required

Battery

- Select battery section type if required, indicate total QTY. *Example 2PL*
- 90 minute battery runtime; test button location dependant on configuration, consult factory
- No battery option available for 2' lengths
- Entire direct fixture housing is on battery for lengths up to 5'
- Half of direct fixture is on battery for 6' or 8' housing lengths
- For more battery options available, see Pinnacle Resource Guide

0	No Battery
_IC	Iota 10w Integral
_P	Bodine 10w Integral

Emergency

- Select emergency section type if required, indicate total QTY. *Example 1E*
- Combine battery and emergency section ordering codes if both options are selected

_FSG	Factory Select ALCR, Automatic Load Control Relay
_GI	Iota ETS DR, Emergency Lighting Control Device
_GB	Bodine GTD, Emergency Lighting Control Device
_E	Emergency circuit section <i>(NLIGHT ONLY full housing not sections)</i>
_N	Night Light circuit section
_L	Life Safety circuit section NO THROUGH WIRE

For Approximate Battery Lumen Output

- Multiply battery wattage X fixture LPW shown on Lumen Table
- $92.3 \text{ (LPW)} \times 10 \text{ (watts)} = 923 \text{ battery lumen output}$

Battery OR Emergency Ordering Examples

- Single circuit, 10w Integral Battery Ordering Code: 1-1PL
- Emergency only, 10w Integral Battery Ordering Code: E-1PL
- Single circuit, GTD required Ordering Code: 1-1G

Combination Section Ordering Examples

- Single circuit, (1) 10w battery, (1) emergency section Ordering Code: 1-1PL1E
- Multi circuit, (2) 10w battery, (2) emergency sections Ordering Code: M-2PL2E
- Single circuit, (1) night light section Ordering Code: 1-1N

Finish

- Standard powder-coat textured white, metallic silver, textured black, graphite or bronze painted finish; consult factory for chip of standard paint finishes
- Selecting a fixture finish other than white may impact lumen output; consult factory for more information

W	White <i>(white cord/white canopy)</i>
S	Metallic Silver <i>(grey cord/silver canopy)</i>
BL	Textured Black <i>(black cord/black canopy)</i>
BR	Bronze <i>(white cord/bronze canopy)</i>
GR	Graphite <i>(white cord/graphite canopy)</i>
CC	Custom Color <i>(white cord/color match canopy)</i>



Fixture Options

- Additional options to enhance the fixture and finish of the product

AM Antimicrobial Paint

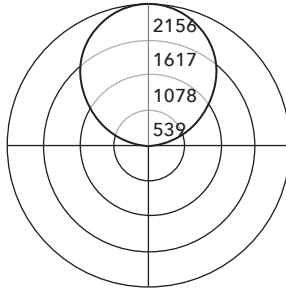
Controls

- Pinnacle is able to accommodate different control solutions from different manufacturers. Consult Factory for more information.

Photometrics

Open

Test # ITL93372
 Catalog # EX4I-HE-IC43-4
 Lumens 5568 lm
 Watts 51.4 W
 Efficacy 108.3 LPW



Candela Distribution

Vert Angle	Horizontal Angle				
	0	22.5	45	67.5	90
90	0	0	0	0	0
95	83	87	95	97	98
100	189	194	201	205	208
105	318	319	329	329	331
110	464	464	471	471	476
115	622	618	625	624	626
120	783	778	787	785	785
125	958	950	953	951	954
130	1132	1116	1125	1120	1119
135	1305	1287	1297	1288	1288
140	1475	1451	1461	1453	1450
145	1629	1604	1615	1608	1608
150	1770	1743	1757	1749	1747
155	1886	1860	1878	1869	1870
160	1987	1967	1979	1973	1974
165	2064	2048	2055	2052	2051
170	2115	2109	2110	2110	2111
175	2145	2145	2146	2144	2146
180	2156	2156	2156	2156	2156

For all available IES files, please visit our website at pinnacle-ltg.com. Photometry testing in accordance to IESNA-LM-79-08 at an NVLAP accredited testing laboratory. Testing conducted at 25°C ambient conditions.

Applications & Certificates

Construction: 6063-T6 Extruded aluminum housing. Highly reflective steel white painted reflector.

Shielding: Diffuse snap-in acrylic lens, removable for maintenance.

Mounting: Aircraft cable and wall mount available. Select from 2 aircraft cable options. Select the straight aircraft cable that mounts on 4'-0" (1219.2mm) and 8'-0" (2438.4mm) centers or the moveable adjustable Y-cable mount. The Y-Cable design allows for adjustable mounting locations. Aircraft Cable supplied with 5" (127mm) power and 2" (50.8mm) non-power canopies. Refer to installation instructions for appropriate ceiling detail. Canopies are painted white unless otherwise specified. Maximum fixture weight is 20 lbs. for a standard 4' fixture.

Indigo Clean LED: Spectrum focused lighting for continuous environmental disinfection. 25°C test environment. Lumen output/wattage has a margin of +/- 5%. All luminaire configurations tested in accordance with IES LM-79. Diodes tested in accordance with IES LM-80. Lifetime calculated using IES TM-21. Minimum lifetime greater than 60,000 hours. L70 = 80,000 hours. MacAdam 3-Step Ellipses. Not all products are lighting facts listed. For all available IES files, please visit our website at pinnacle-ltg.com.

Voltage: Universal (U), 120 volt (1) and 277 volt (2). Some EDGE configurations will not accommodate all voltage options; consult with factory.

Driver: Standard Driver Option is Advance Xitanium 0-10V, 1% = PL2. Electronic driver, Power factor is >0.9 with a THD <20%. Driver Lifetime: 50,000 hours at 25°C ambient operating conditions. Ambient operating range: -20°F/-30°C to 127°F/53°C. For more driver options, see Pinnacle Resource Guide. Some EDGE configurations will not accommodate all driver options.

Circuiting: Select from single circuit (1), Multi circuit - For multiple circuiting and zone control, requires factory shop drawing (M), Emergency circuit (E), Life Safety (L) or Night Light circuit (N). For emergency circuiting situations that require no through wire or circuit separation, Life Safety Circuit should be selected. This will provide a separate power feed and only the Life Safety Circuit in that section. Some EDGE configurations will not accommodate all circuiting options; consult with factory.

Battery & Emergency: Select battery or emergency options if required. If battery or emergency option is not required, enter 0. Battery duration is 90 minutes as standard. Test button location dependant on configuration, consult factory. For more Battery options, see Pinnacle Resource Guide.

Finish: Standard powder-coat textured white, metallic silver, textured black, graphite or bronze painted finish; consult factory for chip of standard paint finishes or for additional custom color and finish options.

Controls: Pinnacle is able to accommodate different control solutions from different manufacturers. Consult Factory for more information.

Labels: ETL listed conforming to UL1598 and CSA 250. Approved for dry/damp location unless otherwise noted.

Fixture Weight: Maximum fixture weight is 20lbs per 4' fixture.

Buy American Act Compliant

Warranty: EDGE LED offered with a 5-year limited warranty. Covers LED, driver and fixture.