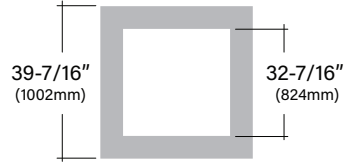


**QIVI™ Q3S-33D**  
3' x 3' Direct Architectural Shape



**Key Features**

- 6063-T6 Extruded aluminum housing
- Highly reflective = white painted reflector
- Room side maintenance for LED system
- 5-year limited warranty covers LED, driver and fixture
- UL and cUL listed
- Approved for dry/damp location unless otherwise noted
- Maximum weight is 46.8 lbs.
- Buy American Act compliant



Example Part #: Q3S-33D-A-N-830HO-AC448JB-U-OL2-1-0-W

**Q3S-33D** - **- N** - **-** - **-** - **-** - **-** - **-** - **-** - **-** - **-**

DIRECT SHIELDING    INDIRECT SHIELDING    CRI, CCT & OUTPUT    MOUNTING    VOLTAGE    DRIVER    CIRCUITING    BATTERY & EMERGENCY    FINISH    FIXTURE OPTIONS

---	<b>N</b>	-----	-----
DIRECT SHIELDING	INDIRECT SHIELDING	CRI, CCT & OUTPUT	MOUNTING <sup>1</sup>
<b>A</b> - Flat Satine Lens <b>HE</b> - High Efficiency Lens <b>HED</b> - Descent Lens <i>Shielding pg. 2</i>	<b>N</b> - None <i>Shielding pg. 2</i>	<b>_27_</b> - 2700K <b>_30_</b> - 3000K <b>_35_</b> - 3500K <b>_40_</b> - 4000K <b>CL</b> - Custom Lumens <b>CW</b> - Custom Watts <i>Lumen Output pg. 2</i>  <i>Example: 830HO is 8 = 80 CRI; 30 = 3000K; HO = High Output; Blank = Standard Output</i>	<b>AS4</b> - 4 AC to Grid, JB, or ST <b>AH4</b> - 4 AC w/hub to Grid, JB, or ST <i>Mounting pg. 3</i>

-	---	-	---
VOLTAGE	DRIVER	CIRCUITING	BATTERY & EMERGENCY
<b>U</b> - Universal (120 thru 277V) <b>1</b> - 120V <b>2</b> - 277V <b>3</b> - 347V <i>Voltage pg. 3</i>	<b>PL2</b> - Advance Xitanium (1%, 0-10v) <b>OL4</b> - Osram 347V (1%, 0-10v) <b>EE1</b> - eldoLED ECOdrive (1%, 0-10v) <b>ES1</b> - eldoLED SOLOdrive (0%, 0-10v) <b>LH1</b> - Lutron Hi-lume (1%, EcoSystem) <b>PS1</b> - Advance Xitanium (50%/100%) <b>OL2</b> - Osram (1%, 0-10v) <b>ND</b> - Non-Dimming <i>Driver pg. 3</i>	<b>1</b> - Single Circuit <b>E</b> - Emergency (entire fixture) <b>N</b> - Night Light (entire fixture) <i>Circuiting pg. 4</i>	<b>0</b> - None <b>_PLL</b> - Bodine 10W <b>_ILL</b> - Iota 10W Integral (CEC Listed) <b>1G</b> - Bodine GTD <i>Battery and Emergency pg. 4</i>

---	-----	-----
FINISH	FIXTURE OPTIONS	CONTROLS
<b>W</b> - White <b>S</b> - Metallic Silver <b>BL</b> - Textured Black <b>BR</b> - Bronze <b>GR</b> - Graphite <b>CC</b> - Custom Color <i>Finish pg. 4</i>	<b>AM</b> - Antimicrobial Paint <b>GMF</b> - Slow Blow Fuse <b>CC-C</b> - Custom Color Canopy <i>Fixture Options pg. 4</i>	<i>Pinnacle is able to accommodate different control solutions from different manufacturers. Consult Factory for more information.</i>

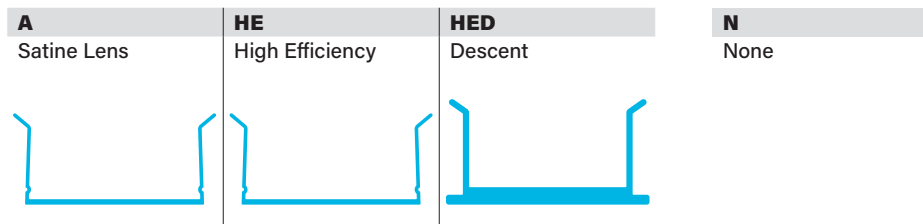
<sup>1</sup>Example: AS448JB. AS4 = 4 Aircraft Cables, 48 = 48" long cables, JB = connects to junction box. Standard AC cable lengths are 48" and 120", field adjustable.

Specifications and dimensions subject to change without notice. Specification sheets that appear on pinnacle-ltg.com are the most recent version and supersede all other previously printed or electronic versions.



**Direct Shielding**

**Indirect Shielding**



**CRI, CCT & Output**

- Specify either 80 or 90 CRI
- Longer lead-time may apply for 90 CRI. Consult factory.
- 80 CRI = R9≥19 and 90 CRI = R9≥61

**Custom Output - Lumens OR Wattage**

<b>CL</b> _____	Specify CRI, CCT and desired lumens (i.e. CL835500)	Specify lumens between standard offering listed below. Lumens are specified per color temp
<b>CW</b> _____	Specify CRI, CCT and desired wattage (i.e. CW9407)	Specify watts between standard offering listed below

**80 CRI**

	Color	Lumens	Shielding					
			<b>A</b>		<b>HE</b>		<b>HED</b>	
			Satine		High Efficiency		Descent	
			LPW	Watts	LPW	Watts	LPW	Watts
<b>830</b>	3000K	6000	87.7	68.4	100.0	60.0	80.6	74.4
<b>830HO</b>	3000K	9000	85.2	105.6	97.4	92.4	79.8	112.8
<b>830VHO</b>	3000K	12000	84.7	141.6	97.1	123.6	76.3	157.2
<b>835</b>	3500K	6000	90.9	66.0	102.0	58.8	82.0	73.2
<b>835HO</b>	3500K	9000	88.2	102.0	100.0	90.0	78.9	114.0
<b>835VHO</b>	3500K	12000	87.0	138.0	99.0	121.2	77.5	154.8
<b>840</b>	4000K	6000	92.6	64.8	104.2	57.6	82.0	73.2
<b>840HO</b>	4000K	9000	89.3	100.8	101.4	88.8	80.6	111.6
<b>840VHO</b>	4000K	12000	87.7	136.8	100.0	120.0	78.1	153.6

**90 CRI**

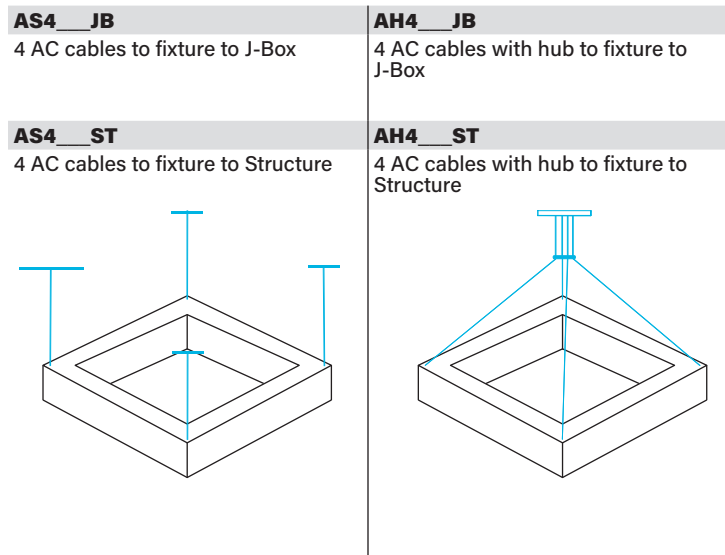
<b>927</b>	2700K	6000	74.6	80.4	82.0	73.2	67.6	88.8
<b>927HO</b>	2700K	9000	73.5	122.4	80.6	111.6	66.4	135.6
<b>930</b>	3000K	6000	75.8	79.2	84.7	70.8	69.4	86.4
<b>930HO</b>	3000K	9000	75.8	118.8	83.3	108.0	68.2	132.0
<b>935</b>	3500K	6000	78.1	76.8	87.7	68.4	70.4	85.2
<b>935HO</b>	3500K	9000	77.3	116.4	85.2	105.6	70.1	128.4
<b>940</b>	4000K	6000	76.9	78.0	86.2	69.6	70.4	85.2
<b>940HO</b>	4000K	9000	77.3	116.4	85.2	105.6	69.4	129.6

Specifications and dimensions subject to change without notice. Specification sheets that appear on pinnacle-ltg.com are the most recent version and supersede all other previously printed or electronic versions.



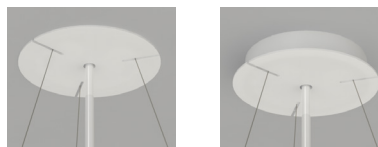
## Mounting

- Aircraft cables mount directly to a standard junction box or structure
- Canopies, hubs, and pendants match fixture finish, power cords are white, grey, or black depending on fixture finish. See Finish section for additional details
- AC canopies can be installed below the ceiling plane or semi-recessed into the ceiling for a flush mount installation, no specification required (see below)
- Must specify cable length, either 48" or 120" standard, field adjustable
- Designed to install into acoustical grid and inaccessible ceilings
- Tie off fixture to structure with retention wires
- Maximum fixture weight is 46.8 lbs



## AH4 Canopy Options

- The canopy can be installed either below the ceiling plane or semi-recessed into the ceiling for a flush mount installation
- Standard kit can be installed either way
- Flush canopy installation is not available for fixtures installed below a grid rail



## Voltage

- Some QIVI configurations will not accommodate all voltage options; consult with factory

<b>U</b>	Universal
<b>1</b>	120 volt
<b>2</b>	277 volt
<b>3</b>	347 volt

## Driver

- Standard Driver Option = PL2
- Driver Lifetime: 50,000 hours at 25°C ambient operating conditions
- For more Driver options, see Pinnacle Resource Guide
- Some QIVI configurations will not accommodate all driver options; consult with factory

<b>PL2</b>	Advance Xitanium 1%, 0-10v
<b>OL4</b>	Osram Optotronic 347v, 1%, 0-10v (requires 347v)
<b>EE1</b>	eldoLED ECOdrive 1%, 0-10v Logarithmic
<b>EE2</b>	eldoLED ECOdrive 1%, DALI Linear
<b>ES1</b>	eldoLED SOLOdrive 0%, 0-10v Logarithmic
<b>ES2</b>	eldoLED SOLOdrive 0%, DALI Linear
<b>LH1</b>	Lutron Hi-lume Soft-on, Fade-to-black 1%, EcoSystem, LDE1
<b>PS1</b>	Advance Xitanium Step Dimming 50%/100%
<b>OL2</b>	Osram Optotronic 1%, 0-10v, nominal 1% dimming range
<b>ND</b>	Non-Dimming

Specifications and dimensions subject to change without notice. Specification sheets that appear on pinnacle-ltg.com are the most recent version and supersede all other previously printed or electronic versions.

Designed in Denver, CO • USA | pinnacle-ltg.com | O: 303-322-5570 F: 303-322-5568

Q3S-33D\_LED\_SPEC\_JUNE2021



## Circuiting

- Select fixture circuiting from options below
- Some QIVI configurations will not accommodate all circuiting options; consult with factory

<b>1</b>	Single Circuit
<b>E</b>	Emergency Circuit only
<b>N</b>	Night Light Circuit only

## Battery

- Select battery section type if required, indicate total QTY. *Example 2P*
- 90 minute battery runtime; test button is remote to fixture and requires an additional drop
- For more battery options available, see Pinnacle Resource Guide

<b>0</b>	No battery
<b>_PLL</b>	Bodine 10w Integral Lithium <i>(self testing)</i>
<b>_ILL</b>	Iota 10w Integral Lithium <i>(self testing)</i>
<b>1G</b>	Bodine GTD, Genertor Transfer Device

### For Approximate Battery Lumen Output

- Multiply battery wattage X fixture LPW shown on Lumen Table
- 92.3 (LPW) x 10 (watts) = 923 battery lumen output

### Battery OR Emergency Ordering Examples

- Single circuit, 10w Integral Battery      Ordering Code: 1-1P
- Emergency only, 10w Integral Battery      Ordering Code: E-1P

## Finish

- Standard powder-coat textured white, metallic silver, textured black, graphite or bronze painted finish; consult factory for chip of standard paint finishes
- Selecting a fixture finish other than white may impact lumen output; consult factory for more information

<b>W</b>	White <i>(white cord/white canopy)</i>
<b>S</b>	Metallic Silver <i>(grey cord/silver canopy)</i>
<b>BL</b>	Textured Black <i>(black cord/black canopy)</i>
<b>BR</b>	Bronze <i>(white cord/bronze canopy)</i>
<b>GR</b>	Graphite <i>(white cord/graphite canopy)</i>
<b>CC</b>	Custom Color <i>(white cord/color match canopy)</i>

## Fixture Options

- Additional options to enhance the fixture and finish of the product

<b>AM</b>	Antimicrobial Paint
<b>GMF</b>	Internal Slow Blow Fuse
<b>CC-C</b>	Custom Color Canopy

## Controls

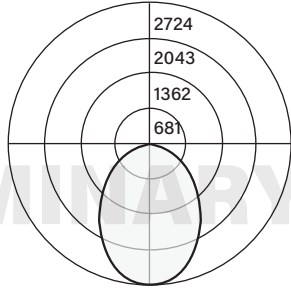
- Pinnacle is able to accommodate different control solutions from different manufacturers. Consult Factory for more information.



## Photometrics

### High Efficiency Lens

Test #	PRELIMINARY
Catalog #	Q3S-33D-840
Lumens	6000 lm
Watts	57.6 W
Efficacy	104 LPW



## Approvals & Certifications

**Construction:** 6063-T6 Extruded aluminum housing. Highly reflective steel white painted reflector.

**Shielding:** Diffuse snap-in acrylic lens, removable for maintenance.

**Mounting:** Designed to install into acoustical grid and inaccessible ceilings. Tie off fixture to structure with retention wires. Maximum fixture weight is 46.8 lbs

**LED:** 25°C test environment. Lumen output/wattage has a margin of +/- 5%. All luminaire configurations tested in accordance with IES LM-79. Diodes tested in accordance with IES LM-80. Lifetime calculated using IES TM-21. Minimum lifetime greater than 60,000 hours. L70 = 136,200 hours and L90 = 41,100 hours. MacAdam 3-Step Ellipses. Not all products are Lighting Facts listed. For all available IES files, please visit our website at pinnacle-ltg.com.

**CRI, CCT & Output:** Two lumen packages available. Standard and High (HO). Custom outputs are available. Specify custom lumens or watts between standard offering listed on CRI, CCT & Output page. 80 CRI is available for 3000K, 3500K, and 4000K. 90 CRI is available for 2700K, 3000K, 3500K, and 4000K. 80 CRI = R9≥19 and 90 CRI = R9≥61.

**Voltage:** Universal (U), 120 volt (1), 277 volt (2) and 347 volt (3) options available. Must specify OL4 in Driver section when 347 volt (3) is selected. Some QIVI configurations will not accommodate all voltage options; consult with factory.

**Driver:** Standard Driver Option is Advance Xitanium 0-10V, 1% = PL2. Electronic driver, Power factor is >0.9 with a THD <20%. Driver Lifetime: 50,000 hours at 25°C ambient operating conditions. Ambient operating range: -20°F/-30°C to 120°F/49°C. For more driver options, see Pinnacle Resource Guide. Some QIVI configurations will not accommodate all driver options.

**Circuiting:** Select from single circuit (1), Emergency circuit (E) or Night Light circuit (N). For emergency circuiting situations that require no through wire or circuit separation, Life Safety Circuit should be selected. This will provide a separate power feed and only the Life Safety Circuit in that section. Some QIVI configurations will not accommodate all circuiting options, consult with factory.

**Battery & Emergency:** Select battery or emergency options if required. If battery or emergency option is not required, enter 0. Battery duration is 90 minutes as standard. Test button is remote to fixture. For more Battery options, see Pinnacle Resource Guide.

**Finish:** Standard powder-coat textured white, metallic silver, textured black, graphite or bronze painted finish; consult factory for chip of standard paint finishes. Canopies painted white unless specified differently in the options section of the part number. Contact factory for additional custom color and finish options.

**Controls:** Pinnacle is able to accommodate different control solutions from different manufacturers. Consult Factory for more information.

**Labels:** UL and cUL Listed. STD, HO and VHO lumen packages are approved for dry/damp location unless otherwise noted.

**Fixture Weight:** Maximum fixture weight is 46.8 lbs.

**Buy American Act Compliant**

**Warranty:** QIVI offered with a 5-year limited warranty. Covers LED, driver and fixture.