

EDGE EX3D

3" Suspended Direct Linear

Key Features

- Boards and driver are specifically for Indigo Clean®
- Indigo Clean® emits 405nm light which targets bacteria & produces intra-cellular Reactive Oxygen Species (ROS)
- Standard, white luminaire that provides on-demand disinfection when light is on
- Laboratory-tested disinfection
- Unlike UV disinfection, light is safe for occupants
- Proven effectiveness per independent lab test results
- Provides a cleaner, safer environment, even in areas normal cleaning doesn't reach



Example Part #: EX3D-HE-N-IC37-26'-AC48G1-U-ND-1-0-W

EX3D - **DIRECT SHIELDING** - **INDIRECT SHIELDING** - **SOURCE** - **LENGTH** - **MOUNTING** - **VOLTAGE** - **DRIVER** - **CIRCUITING** - **BATTERY & EMERGENCY** - **FINISH** - **FIXTURE OPTIONS**

---	N	-----	---
DIRECT SHIELDING	INDIRECT SHIELDING	SOURCE	LENGTH¹
HE - High Efficiency	N - None	IC32 - Indigo Clean LED, 3200K IC37 - Indigo Clean LED, 3700K IC43 - Indigo Clean LED, 4300K <i>Source pg. 2</i>	--- - Individual Fixture --- - Continuous Row <i>Length pg. 2</i>
-----	-	---	-
MOUNTING²	VOLTAGE	DRIVER³	CIRCUITING
AC _G_ - (M)AC to Grid _AC_ _JB - (M)AC to J Box _AC_ _ST - (M)AC to Structure _AC5_ _G_ - 5" Non-Power Canopy _AC5_ _JB - 5" Non-Power Canopy _SQ_ _G_ - 5" Square Canopy _SQ_ _JB - 5" Square Canopy WA - Wall Mount S - Surface Mount <i>Mounting pg. 3</i>	U - Universal (120 thru 277V) 1 - 120V 2 - 277V <i>Voltage pg. 3</i>	PL2 - Advance Xitanium (1%, 0-10v) ND - Non-Dimming <i>Driver pg. 3</i>	1 - Single Circuit M - Multi Circuit E - Emergency (entire fixture) N - Night Light (entire fixture) <i>Circuiting pg. 4</i>
---	---	---	---
BATTERY & EMERGENCY⁴	FINISH	FIXTURE OPTIONS	CONTROLS
0 - None _PLL - Bodine 10W _ILL - Iota 10W Integral _E - Emergency Section _N - Night Light Section _L - Life Safety Section _G - Bodine GTD <i>Battery and Emergency pg. 4</i>	W - White S - Metallic Silver BL - Textured Black BR - Bronze GR - Graphite CC - Custom Color <i>Finish pg. 4</i>	AM - Antimicrobial Paint <i>Fixture Options pg. 4</i>	<i>Pinnacle is able to accommodate different control solutions from different manufacturers. Consult Factory for more information.</i>

¹Individual fixtures come in 2', 4', 6' & 8' lengths. Continuous row come in 2' increments. ²Specify AC Cable: Standard single AC = AC or Movable AC = MAC; Specify AC length standard AC is 48"; Specify grid: G1=15/16", G9=9/16", GS=Screw Slot. Example: AC48G1. ³While we do offer dimmable driver options, please note that dimming is not recommended with Indigo-Clean fixtures as it can reduce the efficiency of disinfection. ⁴Enter quantity for Battery and Emergency, Example 2P.

Specifications and dimensions subject to change without notice. Specification sheets that appear on pinnacle-ltg.com are the most recent version and supersede all other previously printed or electronic versions.



Source

- 80 CRI = R9≥19

Indigo Clean LED

	Color	Watt <i>per foot</i>	Shielding	
			HE High Efficiency	
			<i>Lumens/ft</i>	<i>LPW</i>
IC32	3200K	12.9	1272	98.6
IC37	3700K	12.9	1305	101.2
IC43	4300K	12.9	1335	103.5

Length

- Individual units cannot be joined, end plates are factory installed and cannot be removed
- For Continuous Runs, add 3/16" (4.7mm) for each end plate or 3/8" (9.5mm) to the overall length of the row
- Individual fixtures come in 2', 4', 6' & 8' lengths. Continuous rows come in 2' increments

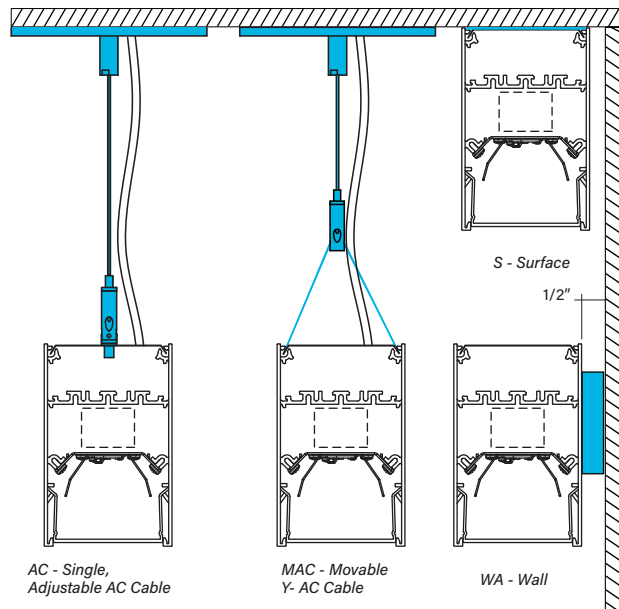
2	4	6	8	-
Indiv. Fixture	Indiv. Fixture	Indiv. Fixture	Indiv. Fixture	Cont. Run <i>Continuous runs available in 2' increments.</i>
23" (584.2mm)	47" (1193.8mm)	71" (1803.4mm)	95" (2413mm)	
Specify in 2' increments >>>				

Mounting

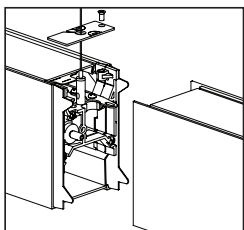
- Specify cable length in ordering code (AC48G1)
- Standard adjustable cable, specify 48", 120", 240", or 350"
- End plates and power cord attached at factory
- Aircraft cable (AC) mounts on 4" (1219.2mm) and 8" (2438.4mm) centers
- Maximum recommended movable mounting locations are 12" from end of 4' fixture and 18" from end of 8' fixture
- Aircraft Cable supplied with 5" (127mm) power and 2" (50.8mm)

- non-power canopies
- Canopies and pendants match fixture finish, power cords are white, grey, or black depending on fixture finish. See Finish section for additional details.
- Approved for dry/damp location unless otherwise noted
- Refer to installation instructions during installation at the job site
- Maximum fixture weight is 20 lbs for a standard 4' fixture

AC_G1	Aircraft Cable 1" (15/16") T-Bar
AC_G9	Aircraft Cable 9/16" T-Bar
AC_GS	Aircraft Cable Screw Slot T-Bar
AC_JB	Aircraft Cable Junction Box
AC_ST	Aircraft Cable Structure
AC5_G	Aircraft Cable 5" (127mm) Non-Power Canopy
AC5_JB	Aircraft Cable 5" (127mm) Non-Power Canopy
SQ_G	Aircraft Cable 5" (127mm) Square Canopy
SQ_JB	Aircraft Cable 5" (127mm) Square Canopy
MAC_G1	Moveable AC 1" (15/16") T-Bar
MAC_G9	Moveable AC 9/16" T-Bar
MAC_GS	Moveable AC Screw Slot T-Bar
MAC_JB	Moveable AC Junction Box
MAC_ST	Moveable AC Structure
MAC5_G	Moveable AC 5" (127mm) Non-Power Canopy
MAC5_JB	Moveable AC 5" (127mm) Non-Power Canopy
MSQ_G	Moveable AC 5" (127mm) Square Canopy
MSQ_JB	Moveable AC 5" (127mm) Square Canopy
WA	Wall Mount
S	Surface Mount



Straight EDGE Joint System



- The Straight EDGE Joint comes standard for all runs.
- Two connection points - one to cinch fixtures together, the other to perfectly align all fixtures in a run.
- Factory-installed light shields on both sides of the fixture ensure no light leaks.
- Patented.

Specifications and dimensions subject to change without notice. Specification sheets that appear on pinnacle-ltg.com are the most recent version and supersede all other previously printed or electronic versions.

Designed in Denver, CO • USA | pinnacle-ltg.com | O: 303-322-5570 F: 303-322-5568

EX3D_IC_SPEC_AUG2021



Voltage

- Some EX3D configurations will not accommodate all voltage options; consult with factory

U	Universal
1	120 volt
2	277 volt

Driver

- Standard Driver Option = PL2
- Driver Lifetime: 50,000 hours at 25°C ambient operating conditions
- For more driver options see Pinnacle Resource Guide
- Some EX3D configurations will not accommodate all driver options; consult with factory

PL2	Advance Xitanium (1%, 0-10v)
ND	Non-Dimming

How to specify Circuiting, Battery and Emergency

- 1**
- Select fixture circuiting from options below
 - Some EX3D configurations will not accommodate all circuiting options, consult with factory

Circuiting

1	Single Circuit
M	Multi Circuit
E	Emergency Circuit only
N	Night Light Circuit only

- 2** + **3**
- Battery and emergency section options are available in addition to fixture circuit
 - Select battery and emergency section options below; factory shop drawing required
 - Some EX3D configurations will not accommodate all circuiting options, consult with factory

Battery and/or Emergency If Required

- 0** No battery or specific emergency section required

Battery

- Select battery section type if required, indicate total QTY. *Example 2PL*
- 90 minute battery runtime; test button is remote to fixture and requires an additional drop
- No battery option available for 2' lengths
- Entire direct fixture housing is on battery for lengths up to 5'
- Half of direct fixture is on battery for 6' or 8' housing lengths
- For more battery options available, see Pinnacle Resource Guide

0	No battery
_PLL	Bodine 10w Integral Lithium Self Testing (low profile)
_ILL	Iota 10w Integral Lithium Self Testing (low profile)

Emergency

- Select emergency section type if required, indicate total QTY. *Example 1E*
- Combine battery and emergency section ordering codes if both options are selected

_E	Emergency circuit section
_N	Night Light circuit section
_L	Life Safety circuit section NO THROUGH WIRE
_G	Philips Bodine GTD, Generator Transfer Device section

For Approximate Battery Lumen Output

- Multiply battery wattage X fixture LPW shown on Lumen Table
- 92.3 (LPW) x 10 (watts) = 923 battery lumen output

Battery OR Emergency Ordering Examples

- Single circuit, 10w Integral Battery Ordering Code: 1-1PL
- Emergency only, 10w Integral Battery Ordering Code: E-1PL
- Single circuit, GTD required Ordering Code: 1-1G

Combination Section Ordering Examples

- Single circuit, (1) 10w battery, (1) emergency section Ordering Code: 1-1PL1E
- Multi circuit, (2) 10w battery, (2) emergency sections Ordering Code: M-2PL2E
- Single circuit, (1) night light section Ordering Code: 1-1N

Finish

- Standard powder-coat textured white, metallic silver, textured black, graphite or bronze painted finish; consult factory for chip of standard paint finishes
- Selecting a fixture finish other than white may impact lumen output; consult factory for more information

W	White (white cord/white canopy)
S	Metallic Silver (grey cord/silver canopy)
BL	Textured Black (black cord/black canopy)
BR	Bronze (white cord/bronze canopy)
GR	Graphite (white cord/graphite canopy)
CC	Custom Color (white cord/color match canopy)

Specifications and dimensions subject to change without notice. Specification sheets that appear on pinnacle-ltg.com are the most recent version and supersede all other previously printed or electronic versions.



Fixture Options

- Additional options to enhance the fixture and finish of the product

AM Antimicrobial Paint

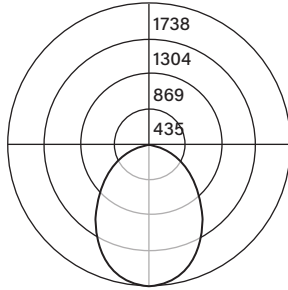
Controls

- Pinnacle is able to accommodate different control solutions from different manufacturers. Consult Factory for more information.

Photometrics

Satine Lens

Test # ITL93370
 Catalog # EX3D-HE-IC43-4
 Lumens 3877 lm
 Watts 43 W
 Efficacy 90.1 LPW



Candela Distribution

Vert Angle	Horizontal Angle				
	0	22.5	45	67.5	90
0	1738	1738	1738	1738	1738
5	1727	1726	1724	1722	1722
10	1695	1689	1682	1674	1668
15	1644	1627	1614	1594	1583
20	1573	1544	1522	1488	1472
25	1479	1443	1409	1363	1341
30	1372	1330	1284	1225	1203
35	1251	1208	1148	1082	1056
40	1120	1076	1011	943	915
45	987	944	875	808	782
50	849	811	746	682	660
55	716	682	619	564	544
60	586	556	502	456	441
65	461	437	390	354	341
70	342	324	288	262	252
75	232	216	195	176	170
80	131	125	112	103	100
85	55	51	46	43	42
90	0	0	0	0	0

Luminance Data (cd/sq.m)

Angle In Degrees	Average 0-Deg	Average 45-Deg	Average 90-Deg
45	15149	13430	12002
55	13548	11712	10293
65	11838	10015	8757
75	9728	8177	7128
85	6849	6728	5230

For all available IES files, please visit our website at pinnacle-ltg.com. Photometry testing in accordance to IESNA-LM-79-08 at an NVLAP accredited testing laboratory. Testing conducted at 25°C ambient conditions

Applications & Certificates

Construction: 6063-T6 Extruded aluminum housing. Highly reflective steel white painted reflector.

Shielding: Diffuse snap-in acrylic lens, removable for maintenance.

Mounting: Aircraft cable and wall mount available. Select from 2 aircraft cable options. Select the straight aircraft cable that mounts on 4'-0" (1219.2mm) and 8'-0" (2438.4mm) centers or the moveable adjustable Y-cable mount. The Y-Cable design allows for adjustable mounting locations. Aircraft Cable supplied with 5" (127mm) power and 2" (50.8mm) non-power canopies. Refer to installation instructions for appropriate ceiling detail. Canopies are painted white unless otherwise specified. Maximum fixture weight is 20 lbs. for a standard 4' fixture.

Indigo Clean LED: Spectrum focused lighting for continuous environmental disinfection. 25°C test environment. Lumen output/wattage has a margin of +/- 5%. All luminaire configurations tested in accordance with IES LM-79. Diodes tested in accordance with IES LM-80. Lifetime calculated using IES TM-21. Minimum lifetime greater than 60,000 hours. L70 = 80,000 hours. MacAdam 3-Step Ellipses. Not all products are lighting facts listed. For all available IES files, please visit our website at pinnacle-ltg.com.

Voltage: Universal (U), 120 volt (1), 277 volt (2) options available. Some EX configurations will not accommodate all voltage options; consult with factory.

Driver: Standard Driver Option is Advance Xitanium 0-10v, 1% = PL2. Electronic driver, Power factor is >0.9 with a THD <20%. Driver Lifetime: 50,000 hours at 25°C ambient operating conditions. Ambient operating range: -20°F/-30°C to 120°F/49°C. For more driver options, see Pinnacle Resource Guide. Some EDGE configurations will not accom-

modate all driver options.

Circuiting: Select from single circuit (1), Multi circuit (M), Emergency circuit (E) or Night Light circuit (N). For emergency circuiting situations that require no through wire or circuit separation, Life Safety Circuit should be selected. This will provide a separate power feed and only the Life Safety Circuit in that section. Some EX configurations will not accommodate all circuiting options, consult with factory.

Battery & Emergency: Select battery or emergency options if required. If battery or emergency option is not required, enter 0. Battery duration is 90 minutes as standard. Test button is remote to fixture. For more Battery options, see Pinnacle Resource Guide.

Finish: Standard powder-coat textured white, metallic silver, textured black, graphite or bronze painted finish; consult factory for chip of standard paint finishes. Canopies painted white unless specified differently in the options section of the part number. Contact factory for additional custom color and finish options.

Controls: Pinnacle is able to accommodate different control solutions from different manufacturers. Consult Factory for more information.

Labels: UL and cUL Listed. Approved for dry/damp location unless otherwise noted.

Fixture Weight: Maximum fixture weight is 20 lbs. for a standard 4' fixture.

Buy American Act Compliant

Warranty: EX LED offered with a 5-year limited warranty. Covers LED, driver and fixture.