PINNACLE ARCHITECTURAL LIGHTING®

Project Name _____

Date _____ Type _____

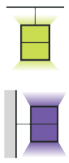

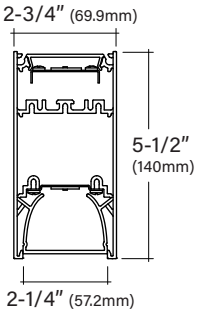

EDGE EX2DI

2" Suspended Direct/Indirect Linear

Key Features

- 6063-T6 Extruded aluminum housing
- Highly reflective white painted reflector
- Room-Side Maintenance for LED system
- 5-year limited warranty covers LED, driver and fixture
- ETL Listed conforming to UL1598 in US and CSA 250 in Canada
- Approved for dry/damp location unless otherwise noted
- Maximum weight is 25 lbs. for a standard 4' fixture
- Buy American Act compliant
- Indigo-Clean available, see Indigo-Clean specification sheets for details

Example Part #: EX2DI-BW-HE-830HO-830-26'-AC48G1-U-OL2-1-0-W

EX2DI - ____ - ____ - ____ - ____ - ____ - ____ - ____ - ____ - ____ - ____ - ____ - ____ - ____

DIRECT SHIELDING	INDIRECT SHIELDING	DIRECT SOURCE	INDIRECT SOURCE	LENGTH OR PATTERN	MOUNTING	VOLTAGE	DRIVER	CIRCUITING	BATTERY & EMERGENCY	FINISH	FIXTURE OPTIONS	CONTROLS

__ DIRECT SHIELDING

A - Satine Lens QS
AL - Drop Lens
HE - High Efficiency QS
BW - Batwing QS
WHE - Asymmetric QS
HED - Descent
Shielding pg. 2

___ INDIRECT SHIELDING

HE - High Efficiency QS
BW - Batwing QS
WHE - Asymmetric QS
HEA - Ascent
Shielding pg. 2

_____ DIRECT SOURCE QS[1]

_27__ - 2700K
_30__ - 3000K
_35__ - 3500K *(available as BIOS)*
_40__ - 4000K *(available as BIOS)*
TW3 - Tunable White *(Blanco 3)*
CL_____ - Custom Lumens
CW_____ - Custom Watts
Lumen Output pg. 2-3

_____ INDIRECT SOURCE QS[1]

_27__ - 2700K
_30__ - 3000K
_35__ - 3500K *(available as BIOS)*
_40__ - 4000K *(available as BIOS)*
TW3 - Tunable White *(Blanco 3)*
CL_____ - Custom Lumens
CW_____ - Custom Watts
Lumen Output pg. 3-4

____ LENGTH OR PATTERN[2]

__ - Individual Fixture QS
__ - Continuous Row QS
L_x_ - L Shape QS
R_x_ - Rectangle QS
S_ - Square QS
U_x_x_ - U-Shape QS
T_x_ - T Shape
X_x_x_ - X Shape
M - Mod Layout
Length and Pattern pg. 4

_____ MOUNTING[3]

_AC_ _G_ - (M)AC to Grid QS
_AC_ _JB - (M)AC to J Box QS
_AC_ _ST - (M)AC to Structure QS
_AC5_ _G_ - 5" Non-Power Canopy
_AC5_ _JB - 5" Non-Power Canopy
_SQ_ _G_ - 5" Square Canopy
_SQ_ _JB - 5" Square Canopy
WA - Wall Mount QS
Mounting pg. 5

_ VOLTAGE

U - Universal QS *(120 thru 277V)*
1 - 120V QS
2 - 277V QS
3 - 347V
Voltage pg. 5

___ DRIVER

PL2 - Advance Xitanium *(1%, 0-10v)* QS
OL4 - Osram 347v *(1%, 0-10v)*
EE1 - eldoLED ECOdrive *(1%, 0-10v)*
ES1 - eldoLED SOLOdrive *(0%, 0-10v)*
LH1- Lutron Hi-lume *(1%, EcoSystem)* QS
PR1 - Advance Xitanium SR
OL2 - Osram *(1%, 0-10v)* QS
ND - Non-Dimming QS
Driver pg. 5

_ CIRCUITING

1 - Single Circuit QS
2 - Dual Circuit
M - Multi Circuit
E - Emergency QS *(entire fixture)*
N - Night Light QS *(entire fixture)*
Circuiting pg. 6

___ BATTERY & EMERGENCY[4]

0 - None QS
_PLL - Bodine 10W
_ILL - Iota 10W QS
_G - Bodine GTD
Battery and Emergency pg. 6

__ FINISH

W - White QS
S - Metallic Silver QS
BL - Textured Black QS
BR - Bronze
GR - Graphite
CC - Custom Color
Finish pg. 6

____ FIXTURE OPTIONS[5]

QS - QuickShip QS
Fixture Options pg. 6

___ CONTROLS[6]

DLMFC - Wattstopper DLM *(wired)*
DLMFS - Wattstopper LLLC *(wireless)*
EASYS - Philips EasySense *(wireless)*
SNSLM - Encelium Sensilum *(wireless)*
WVLX - Eaton Wavelinx *(wireless)*
VDO - Lutron Vive Sensor *(wireless)*
VRF - Lutron Vive Connected *(wireless)*
ENL_ - Enlighted *(wireless)*
Controls pg. 7

[1]When specifying SOURCE the first _ is for specifying either **8** - 80CRI, **9** - 90CRI or **B** - Bios. The ending __ are for specifying output, example **HO** - High Output. When specifying BIOS use **B** and then specify color temperature, either 3500K or 4000K, and output, example **B35HO** - BIOS 3500K High Output. See output charts for more information. BIOS dynamic available, please contact factory for more information. [2]Individual fixtures come in 2', 3', 4', 5', 6', 7', & 8' lengths. Continuous row come in 1/8" increments. For Mod layouts specify pattern shape and overall dimensions. Example: L6x4: L pattern that is 6'x4'. [3]Specify AC Cable: Standard single AC = AC or Movable AC = MAC; Specify AC length standard AC is 48"; Specify grid: G1=15/16", G9=9/16", GS=Screw Slot. Example: AC48G1. MAC option not available with HEA - Ascent Indirect Sheidling option. [4]Enter quantity for Battery and Emergency, Example 2PL. [5]QS must be used in fixture options section of part number to qualify. [6]Controls can only be used with Single Circuit (**1**) or Emergency Circuit (**E**). See Controls chart on page 7 for driver options and more information.

Specifications and dimensions subject to change without notice. Specification sheets that appear on pinnacle-ltg.com are the most recent version and supersede all other previously printed or electronic versions.

EDGE EX2DI Suspended Direct/Indirect Linear

Direct Shielding

A	AL	HE	BW	WHE	HED
Satine Lens	Drop Lens *(foot lengths only)*	High Efficiency	Batwing	Asymmetric	Descent

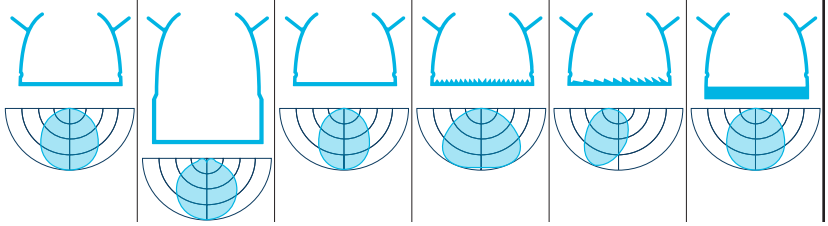

Indirect Shielding

HE	BW	WHE	HEA
High Efficiency	Batwing	Asymmetric	Ascent *(not available with MAC mounting)*

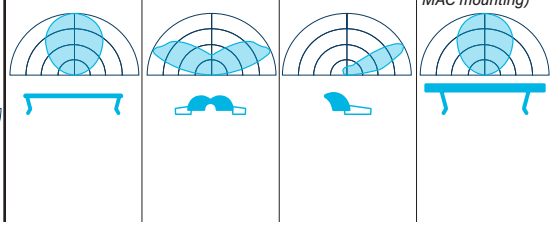

Direct Source: White LED[1]

- Specify either 80 or 90 CRI
- Longer lead-time may apply for 90 CRI. Consult factory
- 80 CRI = R9≥19 and 90 CRI = R9≥61

Custom Output - Lumens OR Wattage

CL _____	Specify CRI, CCT and desired lumens (i.e. CL835500)	*Specify lumens between standard offering listed below. Lumens are specified per color temp*
CW _____	Specify CRI, CCT and desired wattage (i.e. CW9407)	*Specify watts between standard offering listed below*

80 CRI

	Color	Lumens *per foot*	Shielding[1] **A** Satine		**AL** Drop		**HE** High Efficiency		**BW** Batwing		**WHE** Asymmetric		**HED** Descent	
			LPW	*Watts/ft*	*LPW*	*Watts/ft*	*LPW*	*Watts/ft*	*LPW*	*Watts/ft*	*LPW*	*Watts/ft*	*LPW*	*Watts/ft*
830	3000K	500	98	5.1	100	5.0	116	4.3	116	4.3	113	4.4	96	5.2
830HO	3000K	750	99	7.6	101	7.4	118	6.4	117	6.4	115	6.5	95	7.9
830VHO	3000K	1000	101	9.9	102	9.8	117	8.5	117	8.5	114	8.7	97	10.3
835	3500K	500	101	4.9	103	4.8	119	4.2	119	4.2	116	4.3	97	5.1
835HO	3500K	750	102	7.3	104	7.2	120	6.2	120	6.2	117	6.4	98	7.6
835VHO	3500K	1000	103	9.7	105	9.5	121	8.3	121	8.3	118	8.5	100	10.0
840	4000K	500	102	4.9	104	4.8	121	4.1	121	4.1	118	4.2	99	5.1
840HO	4000K	750	103	7.3	105	7.2	122	6.2	122	6.2	119	6.3	99	7.5
840VHO	4000K	1000	105	9.6	107	9.3	122	8.2	122	8.2	119	8.4	101	9.9

90 CRI

927	2700K	500	82	6.1	84	5.9	98	5.1	98	5.1	97	5.2	79	6.3
927HO	2700K	750	83	9.1	84	8.9	99	7.6	99	7.6	97	7.8	82	9.1
930	3000K	500	84	5.9	86	5.8	101	4.9	102	4.9	99	5.0	82	6.1
930HO	3000K	750	85	8.8	87	8.6	102	7.3	103	7.3	100	7.5	82	9.1
935	3500K	500	86	5.8	88	5.7	104	4.8	104	4.8	101	4.9	84	5.9
935HO	3500K	750	87	8.6	89	8.4	104	7.2	104	7.2	102	7.3	84	8.9
940	4000K	500	86	5.8	87	5.7	103	4.9	103	4.8	100	5.0	83	6.0
940HO	4000K	750	86	8.7	88	8.5	103	7.3	104	7.2	101	7.4	83	9.0

Direct Source: BIOS[1]

- CRI >84, R9 >90
- Spectrum focused lighting for circadian stimulus
- High EML or M/P ratio: .8 for 3500K, .9 for 4000K
- COI: ≤3.3
- Available for use with most Driver or Control options

Custom Output - Lumens OR Wattage

CLB ____	Specify CRI, CCT and desired lumens (i.e. CL835500)	*Specify lumens between standard offering listed below. Lumens are specified per color temp*
CWB ____	Specify CRI, CCT and desired wattage (i.e. CW9407)	*Specify watts between standard offering listed below*

BIOS

	Color	Lumens *per foot*	Shielding[1] **A** Satine		**HE** High Efficiency		**BW** Batwing	
			LPW	*Watts/ft*	*LPW*	*Watts/ft*	*LPW*	*Watts/ft*
B35	3500K	500	61	8.2	74	6.8	72	6.9
B35HO	3500K	750	61	12.4	74	10.2	71	10.5
B40	4000K	500	63	7.9	76	6.6	73	6.8
B40HO	4000K	750	62	12.2	76	9.9	73	10.2

[1]LPW and watts/ft based off 48" fixture size.

Specifications and dimensions subject to change without notice. Specification sheets that appear on pinnacle-ltg.com are the most recent version and supersede all other previously printed or electronic versions.

Direct Source: Blanco [1]

- CRI >90, R9 >92
- 3 Channel tunable white for precise black body curve CCT
- Allows for high color consistency between fixtures
- Self-commissioning with Wattstopper DLM integrated controls
- Requires Control Ordering Code **B3LM** (pg. 6)
- Requires Drive Ordering Code **EC2** (pg. 4)

Blanco 3 Tunable White (TW3)

	Range	Shielding[1]								
		A Satine			**HE** High Efficiency			**BW** Batwing		
	2700-	*Lumens/ft*	*LPW*	*Watts/ft*	*Lumens/ft*	*LPW*	*Watts/ft*	*Lumens/ft*	*LPW*	*Watts/ft*
TW3	6500K	627	74	8.5	747	88	8.5	731	87	8.5

Indirect Source: White LED[1]

Custom Output - Lumens OR Wattage

CL _____	Specify CRI, CCT and desired lumens (i.e. CL835500)	*Specify lumens between standard offering listed below. Lumens are specified per color temp*
CW _____	Specify CRI, CCT and desired wattage (i.e. CW9407)	*Specify watts between standard offering listed below*

80 CRI

	Color	Lumens *per foot*	Shielding[1]							
			HE High Efficiency		**BW** Batwing		**WHE** Asymmetric		**HEA** Ascent	
			LPW	*Watts/ft*	*LPW*	*Watts/ft*	*LPW*	*Watts/ft*	*LPW*	*Watts/ft*
830	3000K	500	128	3.9	123	4.1	102	4.9	124	4.0
830HO	3000K	750	131	5.7	124	6.0	103	7.3	125	6.0
830VHO	3000K	1000	133	7.5	125	8.0	104	104.2	125	8.0
835	3500K	500	132	3.8	124	4.0	105	4.8	125	4.0
835HO	3500K	750	135	5.5	127	5.9	106	7.1	127	5.9
835VHO	3500K	1000	138	7.3	129	7.8	108	9.3	129	7.8
840	4000K	500	132	3.8	124	4.0	105	4.8	125	4.0
840HO	4000K	750	135	5.5	127	5.9	106	7.1	127	5.9
840VHO	4000K	1000	138	7.3	129	7.8	108	9.3	129	7.8

90 CRI

927	2700K	500	109	4.6	102	4.9	84	6.0	103	4.9
927HO	2700K	750	110	6.8	103	7.3	84	8.9	103	7.3
927VHO	2700K	1000	109	9.2	105	9.5	N/A		105	9.5
930	3000K	500	117	4.3	110	4.5	90	5.5	110	4.5
930HO	3000K	750	118	6.4	111	6.7	91	8.2	111	6.7
930VHO	3000K	1000	118	8.5	111	9.0	N/A		111	9.0
935	3500K	500	116	4.3	110	4.6	90	5.6	110	4.5
935HO	3500K	750	117	6.4	111	6.8	91	8.3	111	6.8
935VHO	3500K	1000	118	8.5	111	9.0	N/A		111	9.0
940	4000K	500	116	4.3	110	4.6	90	5.6	110	4.5
940HO	4000K	750	117	6.4	111	6.8	91	8.3	111	6.8
940VHO	4000K	1000	118	8.5	111	9.0	N/A		111	9.0

Indirect Source: BIOS[1]

Custom Output - Lumens OR Wattage

CLB _____	Specify CRI, CCT and desired lumens (i.e. CL835500)	*Specify lumens between standard offering listed below. Lumens are specified per color temp*
CWB _____	Specify CRI, CCT and desired wattage (i.e. CW9407)	*Specify watts between standard offering listed below*

BIOS

	Color	Lumens *per foot*	Shielding[1]	
			HE High Efficiency	
			LPW	*Watts/ft*
B35	3500K	500	81	6.1
B35HO	3500K	750	82	9.1
B35VHO	3500K	1000	79	12.6
B40	4000K	500	84	6.0
B40HO	4000K	750	82	9.2
B40VHO	4000K	1000	82	12.2

[1]LPW and watts/ft based off 48" fixture size.

Specifications and dimensions subject to change without notice. Specification sheets that appear on pinnacle-ltg.com are the most recent version and supersede all other previously printed or electronic versions.

Indirect Source: Blanco [1]

Blanco 3 Tunable White (TW3)

	Range	Shielding[1] HE High Efficiency		
		Lumens/ft	*LPW*	*Watts/ft*
TW3	2700-6500K	835	99	8.5

[1]LPW and watts/ft based off 48″ fixture size.

Length

- For Continuous Runs, add 3/16″ (4.7mm) for each end plate or 3/8″ (9.5mm) to the overall length of the row
- BIOS and Blanco3 are only available in foot lengths

2	3	4	5	6	7	8	–
Indiv. Fixture	Indiv. Fixture	Indiv. Fixture	Indiv. Fixture	Indiv. Fixture	Indiv. Fixture	Indiv. Fixture	Cont. Run *Specify nominal overall row length to the 1/8″ Longer lead-time may apply for lengths to the 1/8″. Consult factory.*

- 24-3/8″ (619.1mm)
- 36-3/8″ (934.8mm)
- 48-3/8″ (1228.7mm)
- 60-3/8″ (1533.5mm)
- 72-3/8″ (1838.3mm)
- 84-3/8″ (2143.1mm)
- 96-3/8″ (2447.9mm)
- Specify to the 1/8″

Pattern

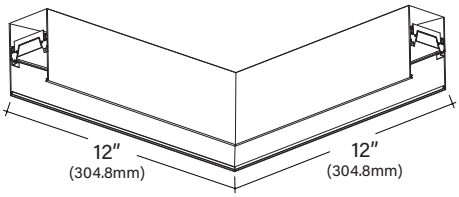

- Specify pattern shape and overall dimensions (includes corner dimensions)
- Refer to dimensions table below for available standard lengths
- All connectors are direct only
- 90 degree horizontal corners are 12″x12″ (overall, outside dimension)
- Angles and shapes not shown require Mod Pattern; consult factory
- Only available with "A" or "HE" lens options

S_	R_x_	U_x_x_	L_x_	T_x_	X_x_	M
Square *Provide A* *Example:* **S4′** *Minimum Length-4′x4′*	Rectangle *Provide AxB* *Example:* **R4′x4′** *Minimum Length-4′x4′*	U-Shape *Provide AxBxC* *Example:* **U3′x4′x3′** *Minimum Length-3′x4′x3′*	L-Shape *Provide AxB* *Example:* **L3′x3′** *Minimum Length-3′x3′*	T-Shape *Provide AxB* *Example:* **T3′x5′** *Minimum Length-3′x5′*	X-Shape *Provide AxB* *Example:* **X5′x5′** *Minimum Length-5′x5′*	Mod Layout *For patterns or lengths not shown or standard*

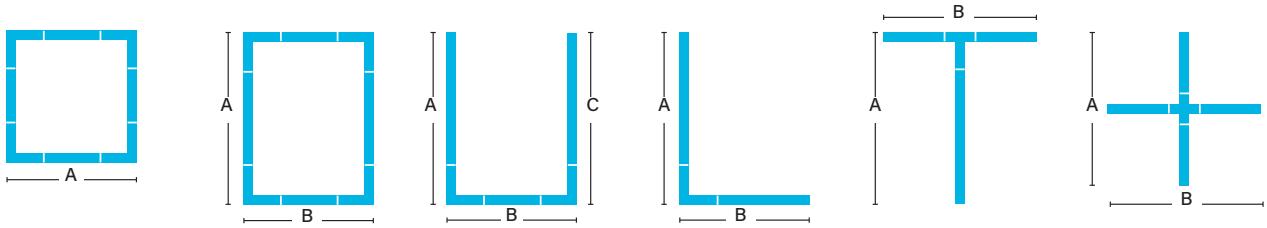

Horizontal Details: Every Connection is 12″ x 12″ in Overall Dimension

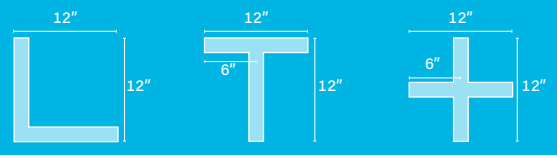

Specifications and dimensions subject to change without notice. Specification sheets that appear on pinnacle-ltg.com are the most recent version and supersede all other previously printed or electronic versions.

Mounting

- Specify cable length in ordering code (AC48G1)
- Standard specifiable lengths are 48", 120", 240" and 350"
- End plates and power cord attached at factory
- Aircraft cable (AC) mounts on 4' (1219.2mm) and 8' (2438.4mm) centers
- Maximum recommended movable mounting locations are 12" from end of 4' fixture and 18" from end of 8' fixture
- Aircraft Cable supplied with 5" (127mm) power and 2" (50.8mm) non-power canopies
- Canopies and pendants match fixture finish, power cords are white, grey, or black depending on fixture finish. See Finish section for additional details.
- Approved for dry/damp location unless otherwise noted
- Refer to installation instructions during installation at the job site
- Maximum fixture weight is 25 lbs for a standard 4' fixture
- AC__GS and MAC__GS – works with screw slot and bolt slot grid ceiling types
- Wall Mount – ADA Compliant, bracket is 1/2" off wall
- MAC options not available with HEA lens option
- For a wall mounted fixture with an indirect asymmetric lens, light will be directed away from the wall as a standard

AC__G1	Aircraft Cable 1" (15/16") T-Bar
AC__G9	Aircraft Cable 9/16" T-Bar
AC__GS	Aircraft Cable Screw Slot T-Bar
AC__JB	Aircraft Cable Junction Box
AC__ST	Aircraft Cable Structure
AC5__G_	Aircraft Cable 5" (127mm) Non-Power Canopy
AC5__JB	Aircraft Cable 5" (127mm) Non-Power Canopy
SQ__G_	Aircraft Cable 5" (127mm) Square Canopy
SQ__JB	Aircraft Cable 5" (127mm) Square Canopy
MAC__G1	Moveable AC 1" (15/16") T-Bar
MAC__G9	Moveable AC 9/16" T-Bar
MAC__GS	Moveable AC Screw Slot T-Bar
MAC__JB	Moveable AC Junction Box
MAC__ST	Moveable AC Structure
MAC5__G_	Moveable AC 5" (127mm) Non-Power Canopy
MAC5__JB	Moveable AC 5" (127mm) Non-Power Canopy
MSQ__G_	Moveable AC 5" (127mm) Square Canopy
MSQ__JB	Moveable AC 5" (127mm) Square Canopy
WA	Wall Mount

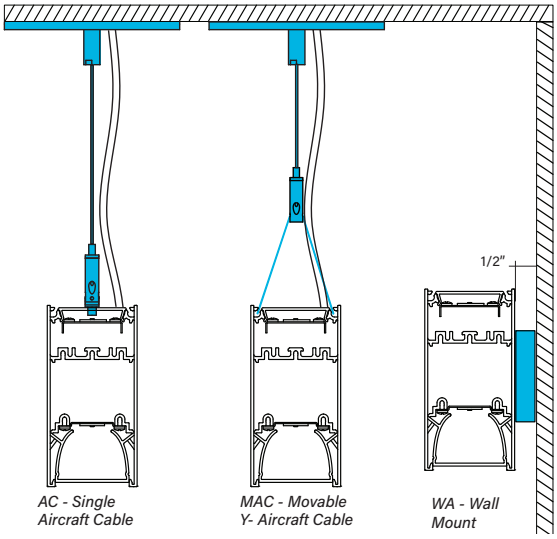

Straight EDGE Joint System

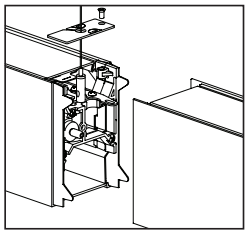

- The Straight EDGE Joint comes standard for all runs.
- Two connection points – one to cinch fixtures together, the other to perfectly align all fixtures in a run.
- Factory-installed light shields on both sides of the fixture ensure no light leaks.
- Patented.

Voltage

- Some EX2DI configurations will not accommodate all voltage options; consult with factory

U	Universal
1	120 volt
2	277 volt
3	347 volt

Driver

- Standard Driver Option = PL2
- Driver Lifetime: 50,000 hours at 25°C ambient operating conditions
- For more driver options see Pinnacle Resource Guide
- Some EX2DI configurations will not accommodate all driver options; consult with factory

PL2	Advance Xitanium 1%, 0-10v
OL4	Osram Optotronic 347v, 1%, 0-10v (*requires 347v)*
OL5	Osram Optotronic 1%, 0-10v, AUX
OD1	Osram Optotronic 1%, DEXAL
EE1	eldoLED ECOdrive 1%, 0-10v Logarithmic
EE6	eldoLED ECOdrive 1%, for nLight Air Wireless
ES1	eldoLED SOLOdrive 0%, 0-10v Logarithmic
ES6	eldoLED SOLOdrive 0%, f*or nLight Air Wireless*
LH1	Lutron Hi-lume Soft-on, Fade-to-black 1%, EcoSystem, LDE1
PR1	Advance Xitanium SR, *requires EASY, VDO, or VRF*
EC2	Constant Voltage LED driver, *120v or 277v required*
OL2	Osram Optotronic 1%, 0-10v, nominal 1% dimming range
ND	Non-Dimming

Specifications and dimensions subject to change without notice. Specification sheets that appear on pinnacle-ltg.com are the most recent version and supersede all other previously printed or electronic versions.

How to Specify Circuiting, Battery and Emergency

1

- Select fixture circuiting from options below
- Some EX2DI configurations will not accommodate all circuiting options, consult with factory

Circuiting

1	Single Circuit
2	Dual Circuit
M	Multi Circuit
E	Emergency Circuit only
N	Night Light Circuit only

2 + **3**

- Battery and emergency section options are available in addition to fixture circuit
- Select battery and emergency section options below; factory shop drawing required
- Some EX2DI configurations will not accommodate all circuiting options, consult with factory

Battery and/or Emergency *If Required*

0	No battery or specific emergency section required

Battery

- Select battery section type if required, indicate total QTY. *Example 2PL*
- 90 minute battery runtime; test button location dependant on configuration, consult factory
- No battery option available for 2′ or 3′ lengths
- Entire direct fixture housing is on battery for lengths up to 5′
- Half of direct fixture is on battery for 6′ or 8′ housing lengths
- For more battery options available, see Pinnacle Resource Guide

For Approximate Battery Lumen Output

- Multiply battery wattage X fixture LPW shown on Lumen Table
- 92.3 (LPW) x 10 (watts) = 923 battery lumen output

0	No battery
_PLL	Bodine 10w Integral Lithium (*self testing*)
_ILL	Iota 10w Integral (*self testing*)

Battery OR Emergency Ordering Examples

- Single circuit, 10w Integral Battery — Ordering Code: 1-1PL
- Emergency only, 10w Integral Battery — Ordering Code: E-1PL
- Single circuit, GTD required — Ordering Code: 1-1G

Emergency

- Select emergency section type if required, indicate total QTY. *Example 1E*
- Combine battery and emergency section ordering codes if both options are selected

_E	Emergency circuit section
_N	Night Light circuit section
_L	Life Safety circuit section NO THROUGH WIRE
_G	Bodine GTD, Generator Transfer Device section

Combination Section Ordering Examples

- Single circuit, (1) 10w battery, (1) emergency section — Ordering Code: 1-1PL1E
- Multi circuit, (2) 10w battery, (2) emergency sections — Ordering Code: M-2PL2E
- Single circuit, (1) night light section — Ordering Code: 1-1N

Finish

- Standard powder-coat textured white, metallic silver, textured black, graphite or bronze painted finish; consult factory for chip of standard paint finishes
- Selecting a fixture finish other than white may impact lumen output; consult factory for more information

W	White *(white cord/white canopy)*
S	Metallic Silver *(grey cord/silver canopy)*
BL	Textured Black *(black cord/black canopy)*
BR	Bronze *(white cord/bronze canopy)*
GR	Graphite *(white cord/graphite canopy)*
CC	Custom Color *(white cord/color match canopy)*

Fixture Options

- Additional options to enhance the fixture and finish of the product
- Specify CC-C to match housing. If not specified, canopy will be standard matte white

QS	Quick Ship

Specifications and dimensions subject to change without notice. Specification sheets that appear on pinnacle-ltg.com are the most recent version and supersede all other previously printed or electronic versions.

Fixture Options Continued

Quick Ship

Shielding	CRI, CCT & Output	Mounting	Voltage	Driver	Circuiting	Battery	Finish
10-Day							
A - Direct **HE -** Direct **BW -** Direct **WHE -** Direct **HE -** Indirect **BW -** Indirect **WHE -** Indirect	80 CRI, all color temperatures, all lumen packages *See pg 2*	**(M)AC48G_** (M)AC to Grid **(M)AC48JB** (M)AC to J-BOX **(M)AC48ST** (M)AC to Structure **W** Wall Mount	**U** Universal (120-277) **1** 120V **2** 277V	**PL2** Advance Xitanium 0-10v, 1% **LH1** Lutron LDE1 **OL2** Osram 0-10v, 1% **ND** Non- Dimming	**1** Single Circuit **E** Emergency **N** Night Light	**0** None **_ILL** Iota 10w Integral	**W** White **S** Silver **BL** Black

All lengths and continuous rows up to 1,000 ft OR 150 individual fixtures. Black QuickShip only available in 4', 6', and 8' individual lengths. Consult factory for larger projects.

Controls

- Pinnacle Lighting offers easy to specify network control solutions that connect to an intelligent centralized system to maximize lighting energy efficiencies or integral sensors for individual fixture control
- Pinnacle Lighting fixtures ship technology ready; comissioning by others
- Controls can only be used with Single Circuit (1) or Emergency Circuit (E)
- Contact factory for any non-standard configurations for layout, placement, or EM options
- One drop per sensor typical, consult factory for more information

	Solution	Components	Network/Sensor	Connection	Required Drivers	Limitation
DLMFC	Legrand Wattstopper DLM	LMFC-011	Digital Lighting Management (DLM)	Wired, one RJ45 ports	OL2, OL4	Not available with Battery
DLMFS	Legrand Wattstopper LLLC	LMFS-601-W / LMFI-111	Wireless DLM Fixture Sensor	Wireless	OD1, PR1, 0-10v	0-10v requires interface
EASYS	Philips EasySense	SNS-200	Daylight/PIR Occupancy	Wireless to switches	PR1	Not available with 347 volt
SNSLM	Encelium Sensilum	EN-CLM-PIR-DD-ZB	Encelium, Daylight/PIR Occupancy	Wireless	OD1, OL5	Not available with 347 volt
WLVX	Eaton Wavelinx	SWPD1, NSP3IVMVDC1	WaveLinx WCL, Daylight	Wireless	Any 0-10v	Not available with 347 volt
VDO	Lutron Vive Sensor	DFCSJ-OEM-OCC	Vive, Daylight/PIR Occupancy	Wireless	OD1, PR1	Not available with 347 volt
VRF	Lutron Vive Connected	DFCSJ-OEM-RF	Vive	Wireless	OD1, PR1	Not available with 347 volt
ENLI	Enlighted	SU-5E-IOT, CU-4E	Enlighted, Daylight/PIR Occupancy	Wireless	Any 0-10v	Not available with 347 volt
ENLC	Enlighted	SU-5E-CL, CU-4E	Enlighted, Daylight/PIR Occupancy	Wireless	Any 0-10v	Not available with 347 volt

Controls: Tunable White

- Pinnacle Lighting offers easy to specify tunable white solutions for integrated building control solutions or standalone controls
- Pinnacle Lighting fixtures ship technology ready; comissioning by others
- Controls can only be used with Single Circuit (1) or Emergency Circuit (E)
- Contact factory for any non-standard configurations for layout or placement

	Solution	Components	Network/Sensor	Connection	RQD Drivers	RQD LED	RQD Controls	Limitations
B3LM	Legrand Wattstopper Blanco 3	BLM3-DLM	Digital Lighting Management (DLM)	Wired, two RJ45 ports	EC2	TW3	B3LM	Not available with 347 volt

Photometrics

Satine Lens - Open

Test #	Scaled from ITL91443 & ITL91458
Catalog #	EX2DI-BW-BW-840HO-840VHO-4
Lumens	7033 lm
Watts	56.4 W
Efficacy	124 LPW

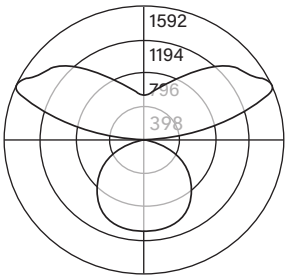

Candela Distribution

Vert Angle	Horizontal Angle 0	22.5	45	67.5	90
0	1121	1121	1121	1121	1121
5	1116	1114	1115	1115	1116
10	1098	1096	1101	1101	1103
15	1069	1064	1074	1079	1079
25	975	970	990	1003	1007
35	844	842	869	887	893
45	686	688	715	731	736
55	514	518	536	546	547
65	339	341	351	354	351
75	170	172	174	169	165
85	34	37	35	34	32
90	0	11.4	63.9	27.7	7.6
95	41	115.4	476.9	232.7	162.1
105	133.5	201.2	746.8	1149.3	1010.1
115	224.1	293.8	649.5	1391.6	1591.9
125	297.6	371	672.4	1218	1416.4
135	357.7	434.9	683.9	1087.3	1275.2
145	415.9	483.6	679.1	897.5	1003.4
155	474	519.8	645.7	764	816.4
165	519.8	539.8	596.1	645.7	665.7
175	545.6	547.5	554.2	560.8	562.7
180	547.5	547.5	547.5	547.5	547.5

Luminance Data (cd/sq.m)

Angle In Degrees	Average 0-Deg	Average 45-Deg	Average 90-Deg
45	13848	14165	14480
55	12784	12980	13117
65	11433	11375	11212
75	9342	8932	8266
85	5493	4658	3996

For all available IES files, please visit our website at pinnacle-ltg.com. Photometry testing in accordance to IESNA-LM-79-08 at an NVLAP accredited testing laboratory. Testing conducted at 25°C ambient conditions.

Specifications and dimensions subject to change without notice. Specification sheets that appear on pinnacle-ltg.com are the most recent version and supersede all other previously printed or electronic versions.

Applications & Certificates

Construction: 6063-T6 Extruded aluminum housing. Highly reflective steel white painted reflector.

Shielding: Diffuse snap-in acrylic lens, removable for maintenance.

Mounting: Aircraft cable and wall mount available. Select from 2 aircraft cable options. Select the straight aircraft cable that mounts on 4′-0″ (1219.2mm) and 8′-0″ (2438.4mm) centers or the moveable adjustable Y-cable mount. The Y-Cable design allows for adjustable mounting locations. Aircraft Cable supplied with 5″ (127mm) power and 2″ (50.8mm) non-power canopies. Refer to installation instructions for appropriate ceiling detail. Canopies are painted white unless otherwise specified. Maximum fixture weight is 20 lbs. for a standard 4′ fixture.

White LED: 25°C test environment. Lumen output/wattage has a margin of +/- 5%; 2′ or 3′ lengths may have a greater wattage deviation. All luminaire configurations tested in accordance with IES LM-79. Diodes tested in accordance with IES LM-80. Lifetime calculated using IES TM-21. Minimum lifetime greater than 60,000 hours. Lifetime Projection L70 = 146,500 hours and L90 = 45,000 hours. MacAdam 3-Step Ellipses. Not all products are Lighting Facts listed. For all available IES files, please visit our website at pinnacle-ltg.com. Three lumen packages available. Standard, High (HO) and Very High (VHO) . Custom outputs are available. Specify custom lumens or watts between standard offering listed on CRI, CCT & Output page. 80 CRI is available for 3000K, 3500K, and 4000K. 90 CRI is available for 2700K, 3000K, 3500K, and 4000K. 80 CRI = R9≥19 and 90 CRI = R9≥61.

BIOS LED: Spectrum focused lighting for circadian stimulus. EML or M/P ratio: .8 for 3500K, .9 for 4000K COI >3.0. Not all lumen packages available. Two lumen packages available for direct. Standard, and High (HO). Three lumen packages available for indirect. Standard, High (HO) and Very High (VHO). Custom outputs are available. Specify custom lumens or watts between standard offering listed on CRI, CCT & Output page.

Tunable White LED: Blanco 3; 3 Channel tunable white for precise black body curve CCT. Self-commissioning with Wattstopper DLM integrated controls. Custom lumen output and color temperature configurations require use of controls.

Voltage: Universal (U), 120 volt (1), 277 volt (2) and 347 volt (3) options available. Must specify OL4 in Driver section when 347 volt (3) is selected. Some EDGE configurations will not accommodate all voltage options; consult with factory.

Driver: Standard Driver Option is Advance Xitanium 0-10V, 1% = PL2. Electronic driver, Power factor is >0.9 with a THD <20%. Driver Lifetime: 50,000 hours at 25°C ambient operating conditions. Ambient operating range: -20°F/-30°C to 94.3°F/34.6°C. For more driver options, see Pinnacle Resource Guide. Some EDGE configurations will not accommodate all driver options.

Circuiting: Select from single circuit (1), Multi circuit - For multiple circuiting and zone control, requires factory shop drawing (M), Emergency circuit (E), Life Safety (L) or Night Light circuit (N). For emergency circuiting situations that require no through wire or circuit separation, Life Safety Circuit should be selected. This will provide a separate power feed and only the Life Safety Circuit in that section. Some EDGE configurations will not accommodate all circuiting options; consult with factory.

Battery & Emergency: Select battery or emergency options if required. If battery or emergency option is not required, enter 0. Battery duration is 90 minutes as standard. Test button location dependant on configuration, consult factory. For more Battery options, see Pinnacle Resource Guide.

Finish: Standard powder-coat textured white, metallic silver, textured black, graphite or bronze painted finish; consult factory for chip of standard paint finishes or for additional custom color and finish options.

Controls: DLM utlizes wired network connections for digital control through switching and dimming. nLight Air rES7 sensor provides wireless control, daylight harvesting and occupancy detection with PIR using eldoLED LED drivers. nLight Air rES7 sensor provides wireless control, daylight harvesting and occupancy detection with PDT using eldoLED LED drivers. nLight Air rIO module provides wireless control using eldoLED LED drivers. EasySense sensor provides daylight harvesting and PIR occupancy detection using the SR LED driver; the Philips app provides advanced configurations. ENCELIUM SensiLUM sensor provides wireless control, daylight harvesting and PIR occupancy; driver data is available when using the DEXAL driver. ENCELIUM SensiLUM sensor provides wireless control, daylight harvesting and PIR occupancy; driver data is available when using the DEXAL driver. Wavelinx Connected Lighting sensor provides wireless control and daylight harvesting using 0-10V LED drivers. Lutron Vive sensor provides wireless control, daylight harvesting and PIR occupancy detection using DEXAL or SR LED drivers. Lutron Vive module provides wireless control using DEXAL or SR LED drivers. Enlighted Smart Sensor provides multi-functionality including daylight harvesting and PIR occupancy; for IOT platform using 0-10v LED drivers. Enlighted Smart Sensor provides multi-functionality including daylight harvesting and PIR occupancy; for Connected platform using 0-10v LED drivers.

Labels: ETL listed conforming to UL 1598 and CSA 250. Standard, HO and VHO lumen packages are IC Rated, approved for dry/damp location unless otherwise noted.

Fixture Weight: Maximum fixture weight is 25lbs per 4′ fixture.

Buy American Act Compliant

Warranty: EDGE LED offered with a 5-year limited warranty. Covers LED, driver and fixture.