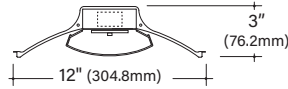




ADEO AD14

1x4 Architectural Recessed




Key Features

- Boards and driver are specifically for Indigo Clean®
- Indigo Clean® is safe and effective at killing SARS-CoV-2, Influenza-A, Staph Aureus and a list of pathogens that negatively impact health
- Standard, white luminaire that provides on-demand disinfection when light is on
- Laboratory-tested disinfection
- Unlike UV disinfection, light is safe for occupants
- Proven effectiveness per independent lab test results
- Provides a cleaner, safer environment, even in areas normal cleaning doesn't reach



Example Part #: AD14-A-IC37-G1-U-ND-1-0-W



---	-----	-----	---
SHIELDING	OUTPUT	MOUNTING	VOLTAGE
A - Satine Lens	IC32 - Indigo Clean LED, 3200K IC37 - Indigo Clean LED, 3700K IC43 - Indigo Clean LED, 4300K <i>Lumen Output pg. 2</i>	G1 - 15/16" Grid G9 - 9/16" Grid GS - Screw Slot Grid FL - Flanged S - Surface Mount <i>Mounting pg. 2</i>	U - Universal (120 thru 277V) 1 - 120V 2 - 277V <i>Voltage pg. 3</i>
DRIVER ¹	CIRCUITING	BATTERY & EMERGENCY	FINISH
PL2 - Advance Xitanium (1%, 0-10v) ND - Non-Dimming <i>Driver pg. 3</i>	1 - Single Circuit E - Emergency (<i>entire fixture</i>) N - Night Light (<i>entire fixture</i>) <i>Circuiting pg. 3</i>	0 - None 1P - Bodine 10W 1IC - Iota 10W, CEC Listed 1G - Bodine GTD <i>Battery & Emergency pg. 3</i>	W - White <i>Finish pg. 3</i>
FIXTURE OPTIONS ²	CONTROLS		
TW - Through-wiring CP - Chicago Plenum AM - Antimicrobial Paint AR - Air Return FW6 - 6' Flex Whip GMF - Slow Blow Fusing <i>Fixture Options pg. 3</i>	<i>Pinnacle is able to accommodate different control solutions from different manufacturers. Consult Factory for more information.</i>		

¹ While we do offer dimmable driver options, please note that dimming is not recommended with Indigo-Clean fixtures as it can reduce the efficiency of disinfection. ² Flex Whip (FW6) option not available with Chicago Plenum (CP) option.

Specifications and dimensions subject to change without notice. Specification sheets that appear on pinnacle-ltg.com are the most recent version and supersede all other previously printed or electronic versions.



Output

- 80 CRI R9 ≥ 23

Indigo Clean LED

	Color	Watts	Shielding	
			A Satine Lens	
			Lumens	LPW
IC32	3200K	59.9	5266	87.9
IC37	3700K	59.9	5401	90.2
IC43	4300K	59.9	5481	92.2

Mounting

- Designed to install into acoustical grid and inaccessible ceilings
- Grid retention clips integral to housing and require mechanical attachment
- Tie off fixture to structure with retention wires
- Maximum fixture weight is 15 lbs - Surface Mount Box adds 10 lbs
- Refer to installation instructions during installation at the job site
- Approved for dry/damp location unless otherwise noted

G1	G9	GS	FL	S
<p>1" Grid Mount Works with 15/16" grid ceiling types. See profile for fixture position in relation to ceiling grid and tile.</p>	<p>9/16" Grid Mount Works with 9/16" grid ceiling type. For tegular tile installations, fixture position will not be flush to the bottom of the tile. See tegular tile profile image below.</p>	<p>Screw Slot Mounting Works with screw slot, bolt slot and 9/16" grid ceiling types. For 9/16" installations with tegular tile, fixture position will be flush to the bottom of the tile. See bottom profile image of 9/16" with tegular tile. Consult factory for detailed installation instructions.</p>	<p>Flange Kit A separate flange kit is supplied for installations into inaccessible or drywall applications. Flange kit ships separately from fixture. Consult factory for detailed installation instructions.</p>	<p>Surface Mount Utilize for hard lid ceiling applications. The 20 gauge steel frame easily secures to ceiling.</p>
<p>Standard Tile</p>	<p>Standard Tile</p>	<p>Tegular Tile</p>		<p>3-1/8" (80.3mm)</p>
<p>Tegular Tile</p>	<p>Tegular Tile</p>	<p>Tegular Tile</p>		



Voltage

- Some ADEO configurations will not accommodate all voltage options; consult with factory

U	Universal
1	120 volt
2	277 volt

Driver

- Driver Lifetime: 50,000 hours at 25°C ambient operating conditions
- For more Driver options, see Pinnacle Resource Guide
- Some ADEO configurations will not accommodate all driver options; consult with factory

PL2	Advance Xitanium (1%, 0-10v)
ND	Non-Dimming

Circuiting

- Select fixture circuiting from options below
- Some ADEO configurations will not accommodate all circuiting options; consult with factory

1	Single Circuit
E	Emergency Circuit only
N	Night Light Circuit only

Battery & Emergency

- Select battery or emergency options if required
- Battery duration is 90 minutes
- Test button is integral to fixture
- For more Battery options, see Pinnacle Resource Guide

0	No Battery
1P	Philips Bodine 10w Integral, <i>CEC Listed</i>
1IC	Iota 10w Integral, <i>CEC Listed</i>
1G	Philips Bodine GTD, Generator Transfer Device

For Approximate Battery Lumen Output

- Multiply battery wattage X fixture LPW shown on Lumen Table
- 10 (watts) x 92.3 (LPW) = 923 battery lumen output

Battery & Emergency Ordering Examples

- Single circuit, 10w integral battery Ordering Code: 1-1P
- Emergency circuit only, 10w integral battery Ordering Code: E-1P

Finish

- Powder-coat white painted finish on exposed trim

W	White
----------	-------

Fixture Options

- Additional options to enhance the fixture and finish of the product

TW	Through-Wiring
CP	Chicago Plenum
AM	Antimicrobial Paint
AR	Air Return
FW6	Flex Whip 6'
GMF	Internal Slow Blow Fuse

Controls

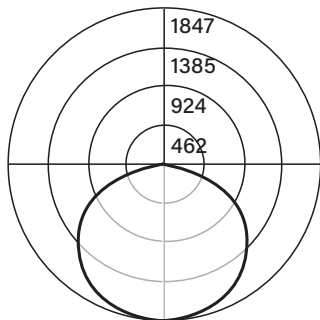
- Pinnacle is able to accommodate different control solutions from different manufacturers. Consult Factory for more information.



Photometrics

Satine Lens

Test #: ITL93382
 Part #: AD14A-IC43
 Total Lumens: 5481lm
 Total Watts: 59.9 W
 Efficacy: 91.5 LPW



Candela Distribution

Vert Angle	Horizontal Angle				
	0	22.5	45	67.5	90
0	1847	1847	1847	1847	1847
5	1838	1838	1839	1839	1839
10	1813	1811	1816	1818	1814
15	1773	1764	1779	1783	1781
20	1712	1702	1723	1731	1730
25	1638	1629	1656	1665	1667
30	1549	1542	1573	1588	1590
35	1446	1444	1480	1498	1502
40	1333	1337	1375	1397	1403
45	1209	1220	1259	1283	1292
50	1077	1093	1136	1164	1173
55	942	960	1003	1033	1045
60	796	820	865	898	910
65	648	677	722	751	762
70	493	529	570	599	609
75	345	381	414	428	430
80	202	236	256	275	282
85	88	104	121	131	135
90	0	0	0	0	0

Luminance Data (cd/sq.m)

Angle In Degrees	Average 0-Deg	Average 45-Deg	Average 90-Deg
45	5064	5273	5411
55	4864	5179	5396
65	4541	5060	5340
75	3948	4737	4920
85	2990	4112	4587

For all available IES files, please visit our website at pinnacle-ltg.com. Photometry testing in accordance to IESNA-LM-79-08 at an NVLAP accredited testing laboratory. Testing conducted at 25°C ambient conditions

Applications & Certificates

Construction: Formed 20 gauge cold rolled steel housing. Highly reflective die-formed white painted reflector. Wiring access available on top of housing. Captive and hinged center lens swings open for room-side maintenance of lens, driver and LED boards.

Shielding: Co-extruded acrylic lens with ribbed side channels evenly illuminates the side reflector giving the appearance of a fully luminous aperture. Available with standard satine lens or optional clear lens with linear slot or round perf insert.

Mounting: Designed to install into acoustical grid and inaccessible ceilings. Specify G1, G9 or GS for acoustical grid ceiling. Specify FL for inaccessible ceilings. Grid retention clips integral to housing and require mechanical attachment. Tie off fixture to structure with retention wires. Maximum fixture weight is 15 lbs - Surface Mount box adds 10 lbs

Indigo Clean LED: Spectrum focused lighting for continuous environmental disinfection. 25°C test environment. Lumen output/wattage has a margin of +/- 5%. All luminaire configurations tested in accordance with IES LM-79. Diodes tested in accordance with IES LM-80. Lifetime calculated using IES TM-21. Minimum lifetime greater than 60,000 hours. L70 = 80,000 hours. MacAdam 3-Step Ellipses. Not all products are lighting facts listed. For all available IES files, please visit our website at pinnacle-ltg.com.

Output: One lumen package available. 80 CRI is available for 3700K and 4300K. 80 CRI = R9≥23.

Voltage: Universal (U), 120 volt (1), or 277 volt (2) options available. Some ADEO configurations will not accommodate all voltage options; consult with factory.

Driver: Standard Driver Option is Advance Xitanium 0-10v, 1% = PL2. Electronic driver,

Power factor is >0.9 with a THD <20%. Driver Lifetime: 50,000 hours at 25°C ambient operating conditions. Ambient operating range: -20°F/-30°C to 118°F/48°C. For more driver options, see Pinnacle Resource Guide. Some ADEO configurations will not accommodate all driver options.

Circuiting: Select from single circuit (1), Emergency circuit (E) or Night Light circuit (N). Some ADEO configurations will not accommodate all circuiting options, consult with factory.

Battery & Emergency: Select battery or emergency options if required. If battery or emergency option is not required, enter 0. Battery duration is 90 minutes as standard. Test button is integral to fixture. For more Battery options, see Pinnacle Resource Guide.

Finish: Powder-coat white painted finish on exposed trim.

Controls: Pinnacle is able to accommodate different control solutions from different manufacturers. Consult Factory for more information.

Labels: UL and cUL Listed. Approved for dry/damp location unless otherwise noted.

Fixture Weight: 15 lbs maximum - Surface mount box adds 10 lbs

Buy American Act Compliant

Warranty: ADEO LED offered with a 5-year limited warranty. Covers LED, driver and fixture.