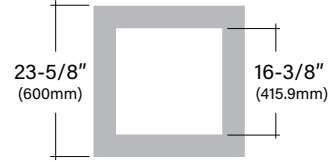


QIVI™ Q3R-22D
2' x 2' Recessed Architectural Shape



Key Features

- Extruded aluminum trim with formed cold rolled 18 gauge steel back box housing
- Highly reflective white painted steel reflector
- 5-year limited warranty covers LED, driver and fixture
- UL and cUL listed, IC rated
- Approved for dry/damp location unless otherwise noted
- Maximum fixture weight is 17 lbs
- Room-Side Maintenance for LED system
- Buy American Act compliant



Example Part #: Q3R-22D-A-830HO-G1-U-OL1-0-W

Q3R-22D





SHIELDING	CRI, CCT & OUTPUT	MOUNTING	VOLTAGE
A - Satine Lens HE - High Efficiency <i>Shielding pg. 2</i>	27 - 2700K 30 - 3000K 35 - 3500K 40 - 4000K CL - Custom Lumens CW - Custom Watts <i>Lumen Output pg. 2</i> <i>Example: 830HO is 8 = 80 CRI; 30 = 3000K; HO = High Output</i>	G1 - 15/16" Grid G9 - 9/16" Grid GS - Screw Slot Grid FL - Flanged NF - Non Flanged SF - Spackle Flange <i>Mounting pg. 3</i>	U - Universal (120 thru 277V) 1 - 120V 2 - 277V 3 - 347V <i>Voltage pg. 3</i>
DRIVER	CIRCUITING	BATTERY & EMERGENCY	FINISH
PL2 - Advance Xitanium (1%, 0-10v) OL4 - Osram 347v (1%, 0-10v) EE1 - eldoLED ECOdrive (1%, 0-10v) OL2 - Osram (1%, 0-10v) ND - Non-Dimming <i>Driver pg. 3</i>	1 - Single Circuit E - Emergency (<i>entire fixture</i>) N - Night Light (<i>entire fixture</i>) <i>Circuiting pg. 4</i>	0 - None 1PRL - Philips Bodine 7w Remote (<i>CEC Listed</i>) 1G - Bodine GTD <i>Battery and Emergency pg. 4</i>	W - White S - Metallic Silver BL - Textured Black BR - Bronze GR - Graphite CC - Custom Color <i>Finish pg. 4</i>
FIXTURE OPTIONS	CONTROLS		
TW - Through-wiring CP - Chicago Plenum AM - Antimicrobial Paint FW6 - 6' Flex Whip FW12 - 12' Flex Whip GLR - Fast Blow Fuse GMF - Slow Blow Fuse <i>Fixture Options pg. 4</i>	<i>Pinnacle is able to accommodate different control solutions from different manufacturers. Consult Factory for more information.</i>		

Specifications and dimensions subject to change without notice. Specification sheets that appear on pinnacle-ltg.com are the most recent version and supersede all other previously printed or electronic versions.



Shielding

A	HE
Satine Lens	High Efficiency
	

CRI, CCT & Output

- Specify either 80 or 90 CRI
- Longer lead-time may apply for 90 CRI. Consult factory
- 80 CRI = R9≥19 and 90 CRI = R9≥61

Custom Output - Lumens OR Wattage

CL _____	Specify CRI, CCT and desired lumens (i.e. CL835500)	Specify lumens between standard offering listed below. Lumens are specified per color temp
CW _____	Specify CRI, CCT and desired wattage (i.e. CW9407)	Specify watts between standard offering listed below

80 CRI

	Color	Lumens	Shielding			
			A		HE	
			Satine LPW	Watts	High Efficiency LPW	Watts
830	3000K	4000	87.7	45.6	102.0	39.2
830HO	3000K	6000	86.2	69.6	101.4	59.2
830VHO	3000K	8000	N/A		100.0	80.0
835	3500K	4000	92.6	43.2	106.4	37.6
835HO	3500K	6000	88.2	68.0	104.2	57.6
835VHO	3500K	8000	N/A		103.1	77.6
840	4000K	4000	92.6	43.2	106.4	37.6
840HO	4000K	6000	89.3	67.2	105.6	56.8
840VHO	4000K	8000	N/A		104.2	76.8

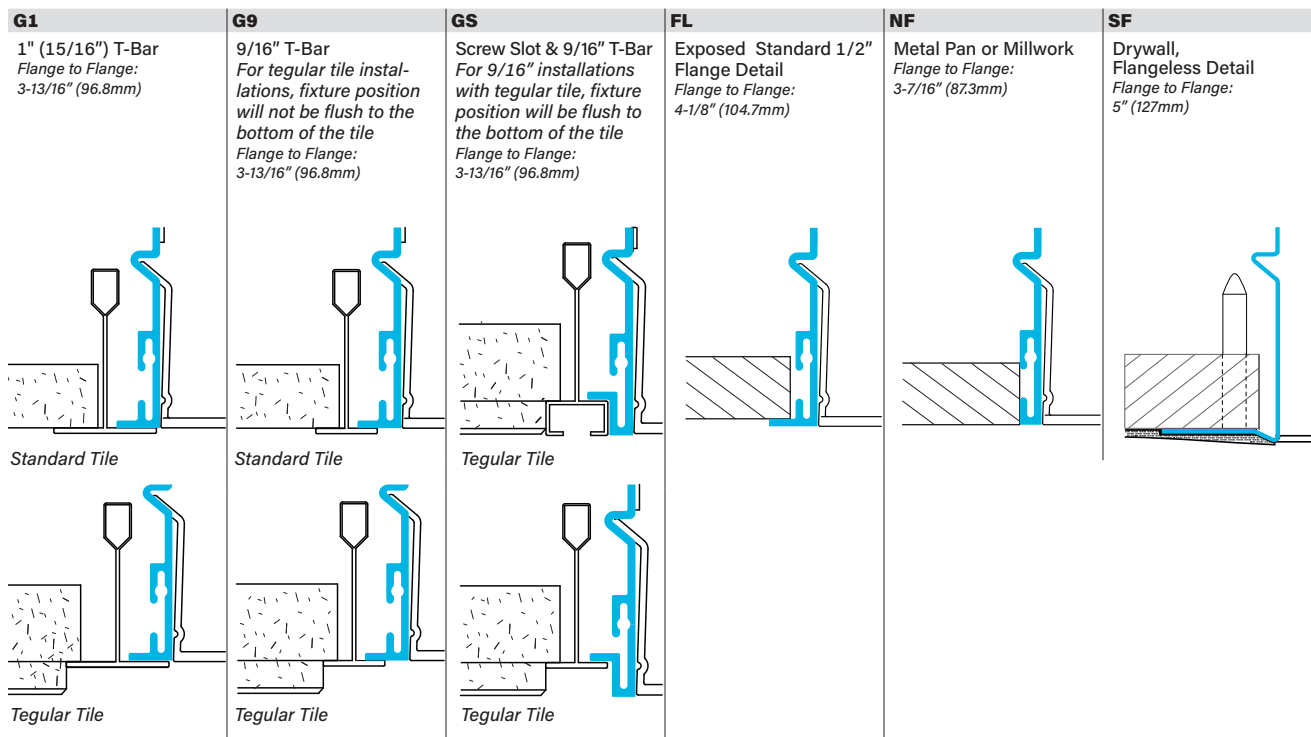
90 CRI

927	2700K	4000	74.6	53.6	84.7	47.2
927HO	2700K	6000	73.5	81.6	84.3	71.2
930	3000K	4000	76.9	52.0	89.3	44.8
930HO	3000K	6000	76.5	78.4	87.2	68.8
935	3500K	4000	78.1	51.2	90.9	44.0
935HO	3500K	6000	78.1	76.8	88.2	68.0
940	4000K	4000	78.1	51.2	90.9	44.0
940HO	4000K	6000	77.3	77.6	88.2	68.0



Mounting

- Designed to install into acoustical grid and inaccessible ceilings
- Each housing contains 4 grid retention brackets
- Tie off fixture to structure with retention wires
- Approved for dry/damp location unless otherwise noted



Voltage

- Some QIVI configurations will not accommodate all voltage options; consult with factory

U	Universal
1	120 volt
2	277 volt
3	347 volt

Driver

- Standard Driver Option = PL2
- Driver Lifetime: 50,000 hours at 25°C ambient operating conditions
- For more Driver options, see Pinnacle Resource Guide
- Some QIVI configurations will not accommodate all driver options; consult with factory

PL2	Advance Xitanium (1%, 0-10v)
OL4	Osram Optronix 347v, 1%, 0-10v (requires 347v)
EE1	eldoLED ECOdrive 1%, 0-10v Logarithmic
EE2	eldoLED ECOdrive 1%, 0-10v Linear
OL2	Osram Optronix 1%, 0-10v, nominal 1% dimming range
ND	Non-Dimming

Specifications and dimensions subject to change without notice. Specification sheets that appear on pinnacle-ltg.com are the most recent version and supersede all other previously printed or electronic versions.

Designed in Denver, CO • USA | pinnacle-ltg.com | O: 303-322-5570 F: 303-322-5568

Q3R-22D_LED_SPEC_JUNE2021



Circuiting

- Select fixture circuiting from options below
- Some QIVI configurations will not accommodate all circuiting options; consult with factory

1	Single Circuit
E	Emergency Circuit only
N	Night Light Circuit only

Battery & Emergency

- Select battery or emergency options if required
- Battery duration is 90 minutes
- Test button is remote
- For more Battery options, see Pinnacle Resource Guide

0	No Battery
1PLR	Bodine 7w Remote, CEC listed
1G	Bodine GTD, Generator Transfer Device

Finish

- Powder-coat white painted finish on exposed trim

W	White
S	Metallic Silver
BL	Textured Black
BR	Bronze
GR	Graphite
CC	Custom Color

Fixture Options

- Additional options to enhance the fixture and finish of the product

TW	Through-Wiring
CP	Chicago Plenum
AM	Antimicrobial Paint
FW6	Flex Whip 6'
FW12	Flex Whip 12'
GLR	Internal Fast Blow Fuse
GMF	Internal Slow Blow Fuse

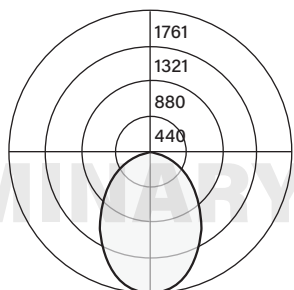
Controls

- Pinnacle is able to accommodate different control solutions from different manufacturers. Consult Factory for more information.

Photometrics

High Efficiency Lens

Test #	PRELIMINARY
Catalog #	Q3R-22D-HE-840
Lumens	4000 lm
Watts	37.6 W
Efficacy	106 LPW





Applications & Certificates

Construction: Formed cold-rolled 18 gauge steel housing. Highly reflective die-formed white painted steel reflector.

Shielding: Diffuse snap-in acrylic lens, removable for maintenance.

Mounting: Designed to install into acoustical grid and inaccessible ceilings. Specify G1, G9 or GS for acoustical grid ceiling. Specify FL for inaccessible ceilings. Grid retention clips integral to housing and require mechanical attachment. Tie off fixture to structure with retention wires. Maximum fixture weight is 17 lbs.

LED: 25°C test environment. Lumen output/wattage has a margin of +/- 5%. All luminaire configurations tested in accordance with IES LM-79. Diodes tested in accordance with IES LM-80. Lifetime calculated using IES TM-21. Minimum lifetime greater than 60,000 hours. L70 = 121,6000 hours and L90 = 36,200 hours. MacAdam 3-Step Ellipses. Not all products are lighting facts listed. For all available IES files, please visit our website at pinnacle-ltg.com.

CRI, CCT & Output: Three lumen packages available. Low (LO), Medium (MO) and High (HO). Custom outputs are available. Specify custom lumens or watts between standard offering listed on Color Temperature & Output page. 80 CRI is available for 3000K, 3500K, and 4000K. 90 CRI is available for 2700K, 3000K, 3500K, and 4000K. 80 CRI = R9≥19 and 90 CRI = R9≥61.

Voltage: Universal (U), 120 volt (1), 277 volt (2) and 347 volt (3) options available. Must specify OL4 in Driver section when 347 volt (3) is selected. Some QIVI configurations will not accommodate all voltage options; consult with factory.

Driver: Standard Driver Option is Osram 0-10V, 1% = PL2. Electronic driver, Power factor is >0.9 with a THD <20%. Driver Lifetime: 50,000 hours at 25°C ambient operating conditions. Ambient operating range: -20°F/-30°C to 98°F/37°C. Some QIVI configurations will not accommodate all driver options.

Circuiting: Select from single circuit (1), Emergency circuit (E) or Night Light circuit (N). Some QIVI configurations will not accommodate all circuiting options, consult with factory.

Battery & Emergency: Select battery or emergency options if required. If battery or emergency option is not required, enter 0. Battery duration is 90 minutes as standard. Test button is integral to fixture. For more Battery options, see Pinnacle Resource Guide.

Finish: Standard powder-coat textured white, metallic silver, textured black, graphite or bronze painted finish; consult factory for chip of standard paint finishes. Contact factory for additional custom color and finish options.

Controls: Pinnacle is able to accommodate different control solutions from different manufacturers. Consult Factory for more information.

Labels: UL and cUL Listed. STD, HO, and VHO lumen packages are IC Rated, approved for dry/damp location unless otherwise noted.

Fixture Weight: 17 lbs maximum

Buy American Act Compliant

Warranty: QIVI LED offered with a 5-year limited warranty. Covers LED, driver and fixture.