PINNACLE ARCHITECTURAL LIGHTING®

Project Name _____

Date _____ Type _____

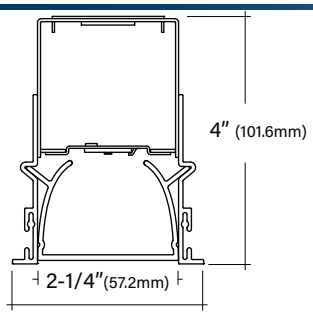

See Mounting Section

EDGE EV2D

2" Recessed Linear

Key Features

- Boards and driver are specifically for Indigo Clean®
- Indigo Clean® is safe and effective at killing SARS-CoV-2, Influenza-A, Staph Aureus and a list of pathogens that negatively impact health
- Standard, white luminaire that provides on-demand disinfection when light is on
- Laboratory-tested disinfection
- Unlike UV disinfection, light is safe for occupants
- Proven effectiveness per independent lab test results
- Provides a cleaner, safer environment, even in areas normal cleaning doesn't reach

Example Part #: EV2D-HE-IC37-26'-G1-U-ND-1-0-W

EV2D - ____ - ____ - ____ - ____ - ____ - ____ - ____ - ____ - ____ - ____

SHIELDING - SOURCE - LENGTH - MOUNTING - VOLTAGE - DRIVER - CIRCUITING - BATTERY & EMERGENCY - FINISH - FIXTURE OPTIONS

__	_____	_____	_____
SHIELDING	**SOURCE**	**LENGTH[1]**	**MOUNTING[2]**
HE - High Efficiency Lens	**IC37 -** Indigo Clean LED, 3700K **IC43 -** Indigo Clean LED, 4300K *Source pg. 2*	__ - Individual Fixture __ - Continuous Row *Length pg. 2*	**G1(G) -** 1" *(15/16")* T Bar **G9(G) -** 9/16" T Bar **GB(G) -** 9/16" Bevel T Bar **GS(G) -** Screw Slot T Bar **FL(F) -** 1/2" Flange **NF(N) -** Non Flange **SF(S) -** Spackle Flange *Mounting pg. 2*

____	_____	_	___
VOLTAGE	**DRIVER[3]**	**CIRCUITING**	**BATTERY & EMERGENCY[4]**
U - Universal *(120 thru 277V)* **1 -** 120V **2 -** 277V *Voltage pg. 3*	**PL2 -** Advance Xitanium *(1%, 0-10v)* **ND -** Non-Dimming *Driver pg. 3*	**1 -** Single Circuit **M -** Multi Circuit **E -** Emergency *(entire fixture)* **N -** Night Light *(entire fixture)* *Circuiting pg. 3*	**0 -** None **_P -** Bodine 10W **_IC -** Iota 10W **_E -** Emergency Circuit Section **_N -** Night Light Circuit Section **_L -** Life Safety Circuit Section **_G -** Philips Bodine GTD *Battery and Emergency pg. 3*

___	__
FINISH	**FIXTURE OPTIONS**
W - White **S -** Metallic Silver **BL -** Textured Black **BR -** Bronze **GR -** Graphite **CC -** Custom Color *Finish pg. 3*	**CP -** Chicago Plenum **PM -** Perimeter Mount **RC -** Rotating Crossbar **GLR -** Internal Fast Blow Fuse **AM -** Antimicrobial Paint *Fixture Options pg. 4*

[1]Individual fixtures come in **2', 4', 6'** & **8'** lengths. Continuous row come in 2' increments. [2]Specify mounting for individual or continuous length: **G1**, **G9**, **GS**, **FL**, **NF** & **SF** for continuous rows, **G1G**, **G9G**, **GSG**, **FLF**, **NFN** & **SFS** for individual lengths. [3]While we do offer dimmable driver options, please note that dimming is not recommended with Indigo-Clean fixtures as it can reduce the efficiency of disinfection. [4]Enter quantity for Battery and Emergency, Example 2P.

Specifications and dimensions subject to change without notice. Specification sheets that appear on pinnacle-ltg.com are the most recent version and supersede all other previously printed or electronic versions.

Source

- 80 CRI = R9≥19

Indigo Clean LED

	Color	Watt *per foot*	Shielding **HE** High Efficiency	
			Lumens/ft	*LPW*
IC37	3700K	9.8	982	100.2
IC43	4300K	9.8	1005	102.6

Length

- All individual units cannot be joined, end trims are factory installed and cannot be removed
- Continuous Rows are made up of even and odd length fixtures; designed to fall on-grid
- Individual fixtures come in 2', 4', 6' & 8' lengths. Continuous rows come in 2' increments.

2	**4**	**6**	**8**	–
Indiv. Fixture	Indiv. Fixture	Indiv. Fixture	Indiv. Fixture	Cont. Run *Continuous runs available in 2' increments..*
23" (584.2mm)				
	47" (1193.8mm)			
		71" (1803.4mm)		
			95" (2413mm)	

Specify in 2' increments

Mounting

- Individual Units, specify G_G, FLF, SFS, NFN
- Continuous Units, specify G_, FL, SF, NF
- Individual units cannot be joined, end trims are factory installed and cannot be removed
- Designed to install into acoustical grid and inaccessible ceilings
- Grid retention brackets integral to housing and require mechanical attachment
- Each housing contains 4 grid retention brackets
- Tie off fixture to structure with retention wires
- Approved for dry/damp location unless otherwise noted

G1G *Individual Unit*
G1 *Continuous Run or Pattern*

1" (15/16") T-Bar
Flange to Flange: 3-1/16" (77.8mm)



Standard Tile

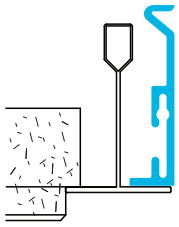

Tegular Tile

G9G
G9

9/16" T-Bar
For tegular tile installations, fixture position will not be flush to the bottom of the tile
Flange to Flange: 3-1/16" (77.8mm)



Standard Tile



Tegular Tile

GBG
GB

9/16" T-Bar
Rail has bevel edge details. For tegular tile installations, fixture position will be flush to the bottom of the tile
Flange to Flange: 3-1/16" (77.8mm)

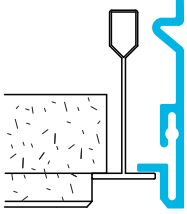

Tegular Tile

GSG
GS

Screw Slot & 9/16" T-Bar
For 9/16" installations with tegular tile, fixture position will be flush to the bottom of the tile
Flange to Flange: 3-1/16" (77.8mm)



Tegular Tile



Tegular Tile

FLF
FL

Exposed Standard 1/2" Flange Detail
Flange to Flange: 3-3/8" (85.7mm)

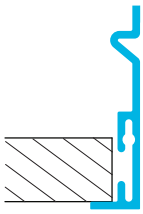

NFN
NF

Metal Pan or Millwork
Flange to Flange: 2-11/16" (68.2mm)

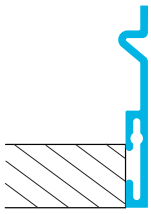

SFS
SF

Drywall, Flangeless Detail
Flange to Flange: 4-1/4" (108mm)

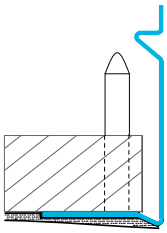

RC

Optional Rotating Crossbar

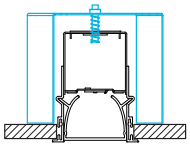

PM

Optional Perimeter Mounting
Includes bracket and wall rail

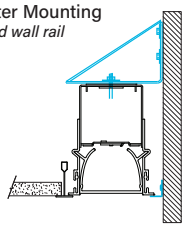

Specifications and dimensions subject to change without notice. Specification sheets that appear on pinnacle-ltg.com are the most recent version and supersede all other previously printed or electronic versions.

Voltage

- Some EV2D configurations will not accommodate all voltage options; consult with factory

U	Universal
1	120 volt
2	277 volt

Driver

- Driver Lifetime: 50,000 hours at 25°C ambient operating conditions
- For more Driver options, see Pinnacle Resource Guide
- Some EV2D configurations will not accommodate all driver options; consult with factory

PL2	Advance Xitanium (1%, 0-10v)
ND	Non-Dimming

How to Specify Circuiting, Battery and Emergency

1

- Select fixture circuiting from options below
- Some EV2D configurations will not accommodate all circuiting options, consult with factory

Circuiting

1	Single Circuit
M	Multi Circuit *(Not available with controls)*
E	Emergency Circuit only *(uses nIO EZ PH ER with NLIGHT)*
N	Night Light Circuit only

2 + **3**

- Battery and emergency section options are available in addition to fixture circuit
- Select battery and emergency section options below; factory shop drawing required
- Some EV2D configurations will not accommodate all circuiting options, consult with factory

Battery and/or Emergency *If Required*

0	No battery or specific emergency section required

Battery

- Select battery section type if required, indicate total QTY. *Example 2P*
- 90 minute battery runtime; test button location dependant on configuration, consult factory
- No battery option available for 2' & 3' lengths
- Entire fixture is on battery for lengths up to 5'
- Half of fixture is on battery for 6' or 8' housing lengths
- For more battery options available, see Pinnacle Resource Guide

For Approximate Battery Lumen Output

- Multiply battery wattage X fixture LPW shown on Lumen Table
- 92.3 (LPW) x 10 (watts) = 923 battery lumen output

0	No battery
_P	Bodine 10w Integral
_IC	Iota 10w Integral *(CEC Listed)*

Emergency

- Select emergency section type if required, indicate total QTY. *Example 1E*
- Combine battery and emergency section ordering codes if both options are selected

_E	Emergency circuit section *(NLIGHT ONLY full housing not sections)*
_N	Night Light circuit section
_L	Life Safety circuit section NO THROUGH WIRE
_G	Philips Bodine GTD, Generator Transfer Device section

Battery OR Emergency Ordering Examples

- Single circuit, 10w Integral Battery — Ordering Code: 1-1P
- Emergency only, 10w Integral Battery — Ordering Code: E-1P
- Single circuit, GTD required — Ordering Code: 1-1G

Combination Section Ordering Examples

- Single circuit, (1) 10w battery, (1) emergency section — Ordering Code: 1-1P1E
- Multi circuit, (2) 10w battery, (2) emergency sections — Ordering Code: M-2P2E
- Single circuit, (1) night light section — Ordering Code: 1-1N

Finish

- Standard powder-coat textured white, metallic silver, textured black, graphite or bronze painted finish; consult factory for chip of standard paint finishes
- Selecting a fixture finish other than white may impact lumen output; consult factory for more information

W	White
S	Metallic Silver
BL	Textured Black
GR	Graphite
BR	Bronze
CC	Custom Color

Specifications and dimensions subject to change without notice. Specification sheets that appear on pinnacle-ltg.com are the most recent version and supersede all other previously printed or electronic versions.

Fixture Options

- Additional options to enhance the fixture and finish of the product

CP	Chicago Plenum
PM	Perimeter Mount *(not available in 2' or 3')*
RC	Rotating Crossbar
GLR	Internal Fast Blow Fuse
AM	Antimicrobial Paint

Controls

- Pinnacle is able to accommodate different control solutions from different manufacturers. Consult Factory for more information.

Photometrics

Satine Lens

Test #	ITL93386
Catalog #	EV2D-HE-IC43-4
Lumens	4020 lm
Watts	39.1 W
Efficacy	102.8 LPW

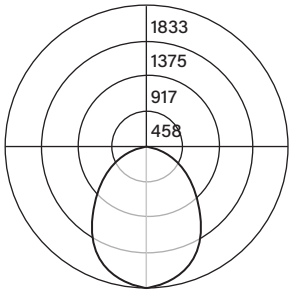

Candela Distribution

Vert Angle	Horizontal Angle 0	22.5	45	67.5	90
0	1833	1833	1833	1833	1833
5	1822	1821	1819	1816	1815
10	1791	1784	1776	1766	1761
15	1741	1720	1708	1684	1676
20	1667	1636	1609	1575	1556
25	1571	1529	1493	1436	1412
30	1459	1412	1355	1288	1259
35	1332	1280	1208	1127	1095
40	1190	1137	1057	973	942
45	1046	992	905	825	795
50	896	848	765	691	667
55	751	707	629	567	546
60	608	571	505	455	440
65	475	444	389	352	339
70	349	326	284	257	249
75	232	215	188	173	166
80	130	120	107	98	96
85	52	47	42	40	40
90	0	0	0	0	0

Luminance Data (cd/sq.m)

Angle In Degrees	Average 0-Deg	Average 45-Deg	Average 90-Deg
45	21662	18742	16464
55	19173	16058	13939
65	16459	13479	11746
75	13126	10637	9392
85	8737	7057	6721

For all available IES files, please visit our website at pinnacle-ltg.com. Photometry testing in accordance to IESNA-LM-79-08 at an NVLAP accredited testing laboratory. Testing conducted at 25°C ambient conditions.

Applications & Certificates

Construction: Formed cold-rolled 18 gauge steel housing. Highly reflective die-formed white painted steel reflector.

Shielding: Diffuse snap-in acrylic lens, removable for maintenance.

Mounting: EDGE is designed to install into acoustical grid and inaccessible ceilings. Specify GXG, FLF, SFS, NFN for individual, unjoinable units (individual units will fall on-grid). Specify GX, FL, SF, NF for continuous runs (runs designed to fall on-grid). Consult factory for detailed installation instructions. Maximum fixture weight is 15lbs per 4' fixture.

Indigo Clean LED: Spectrum focused lighting for continuous environmental disinfection. 25°C test environment. Lumen output/wattage has a margin of +/- 5%. All luminaire configurations tested in accordance with IES LM-79. Diodes tested in accordance with IES LM-80. Lifetime calculated using IES TM-21. Minimum lifetime greater than 60,000 hours. L70 = 80,000 hours. MacAdam 3-Step Ellipses. Not all products are lighting facts listed. For all available IES files, please visit our website at pinnacle-ltg.com.

Voltage: Universal (U), 120 volt (1), 277 volt (2) and 347 volt (3) options available. Must specify OL3 in Driver section when 347 volt (3) is selected. Some EDGE configurations will not accommodate all voltage options; consult with factory.

Driver: Standard Driver Option is Advance Xitanium 0-10v, 1% = PL2. Electronic driver, Power factor is >0.9 with a THD <20%. Driver Lifetime: 50,000 hours at 25°C ambient operating conditions. Ambient operating range: -20°F/-30°C to 120°F/49°C. For more driver options, see Pinnacle Resource Guide. Some EDGE configurations will not accommodate all driver options.

Circuiting: Select from single circuit (1), Multi circuit - For multiple circuiting and zone control, requires factory shop drawing (M), Emergency circuit (E), Life Safety (L) or Night Light circuit (N). For emergency circuiting situations that require no through wire or circuit separation, Life Safety Circuit should be selected. This will provide a separate power feed and only the Life Safety Circuit in that section. Some EDGE configurations will not accommodate all circuiting options; consult with factory.

Battery & Emergency: Select battery or emergency options if required. If battery or emergency option is not required, enter 0. Battery duration is 90 minutes as standard. Test button location dependant on configuration, consult factory. For more Battery options, see Pinnacle Resource Guide.

Finish: Standard powder-coat textured white, metallic silver, textured black, graphite or bronze painted finish; consult factory for chip of standard paint finishes or for additional custom color and finish options.

Controls: Pinnacle is able to accommodate different control solutions from different manufacturers. Consult Factory for more information.

Labels: ETL listed conforming to UL1598 abd CSA 250. Approved for dry/damp location unless otherwise noted.

Fixture Weight: Maximum fixture weight is 15lbs per 4' fixture.

Buy American Act Compliant

Warranty: EDGE LED offered with a 5-year limited warranty. Covers LED, driver and fixture.