

QUARTZ HALOGEN / Ceiling Mount

For Indoor and Outdoor Lighting Applications

CONSTRUCTION 5" diameter aluminum extrusion, die cast end caps. Outdoor rated luminaires include mechanically attached and gasketed aluminum door frame.

REFLECTOR Die-formed reflector constructed of highly specular anodized aluminum.

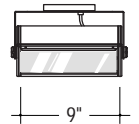
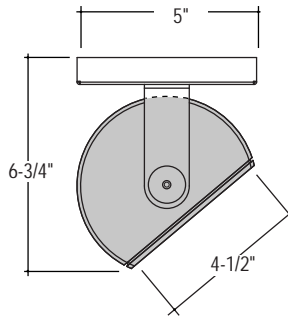
LENS Micro-prismatic tempered glass and die-formed aluminum trim (spring secured) for toolless lamp access. For outdoor, glass is secured to aluminum door frame and mechanically attaches to housing.

ELECTRICAL Available in 120 volt only

MOUNTING Fully rotatable head mounts to structure in numerous configurations. See back for dimensions and details.

FINISH Powder coat white painted finish, consult factory for custom colors and finishes.

LABELS cUL Listed, approved for dry/damp and wet location unless otherwise noted.



- (1) 100W T4,DC
- (1) 150W T4,DC
- (1) 200W T3,RSC
- (1) 250W T4,DC
- (1) 300W T3,RSC

LUMINAIRE SPECIFICATION

Sample Catalog #: S5UW-Q100T4-Y-120-W-V

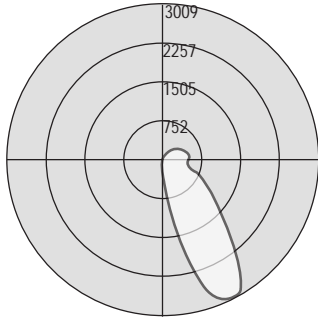
S5 _ _ -		Q _ _ _ _ -		_ _ _ _ -		_ _ _ -		_ -			
HOUSING		LAMP/ FIXTURE LENGTH		MOUNTING		VOLTAGE		FINISH			
<p>S5D-Summit 5" indoor luminaire, Direct light (Down), cUL dry/damp label.</p> <p>S5DW-Summit 5", outdoor luminaire, Direct Light (Down), cUL wet label.</p> <p>S5DN-Summit 5", natatorium luminaire, Direct Light (Down), cUL wet label.</p> <p>S5U-Summit 5", indoor luminaire, Indirect Light (Up), cUL dry/damp label.</p> <p>S5UW-Summit 5", outdoor luminaire, Indirect Light (Up), cUL wet label.</p> <p>S5UN-Summit 5", natatorium luminaire, Indirect Light (Up), cUL wet label.</p>		<p>LAMP</p> <p>Q100T4- (1)100W T4,DC 9"</p> <p>Q150T4- (1)150W T4,DC 9"</p> <p>Q200T3- (1)200W T3,RSC 9"</p> <p>Q250T4- (1)250W T4,DC 9"</p> <p>Q300T3- (1)300W T3,RSC 9"</p>		<p>Y- Yoke</p> <p>P"- Pendant (specify O.A.L., 12", 18" or 24") (Not available in wet location)</p> <p>PS"- Pendant Swivel (specify O.A.L., 12", 18" or 24") (Not available in wet location)</p> <p>A1"- Arm Mount/Single Head (specify O.A.L., 12", 18" or 24")</p> <p>A2"- Arm Mount/Dual Head (specify O.A.L., 12", 18" or 24")</p>		<p>120- 120 Volt</p>		<p>W- White</p> <p>S- Metallic Silver</p> <p>BR- Bronze</p> <p>CC- Custom Color</p>		<p>B- Baffle*</p> <p>V- Visor*</p> <p>*Color will match housing unless otherwise specified</p>	
<p>Optional Visor (V) for glare cut-off adds 3" to O.A.L.</p>											

MOUNTING

Y-Yoke	P"-Pendant**	PS"-Pendant Swivel**	A1"-Arm Single Head	A2"-Arm Dual Head
	**Not Available in wet location	**Not Available in wet location		

PHOTOMETRICS

SUMMIT QUARTZ HALOGEN / Ceiling Mount



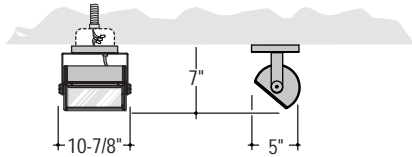
Test #15020
 Catalog # S5-Q250-Y-1-W-V
 Total Luminaire Efficiency = 75.8%

Zone	Lumens	%Lamp	%Fixt
0-30	737.97	15.2	20.1
0-40	1392.28	28.7	37.9
0-60	2447.88	50.5	66.6
0-90	3157.58	65.1	85.9
90-120	418.56	8.6	11.4
90-130	477.03	9.8	13
90-150	517.26	10.7	14.1
90-180	519.58	10.7	14.1
0-180	3677.15	75.8	100

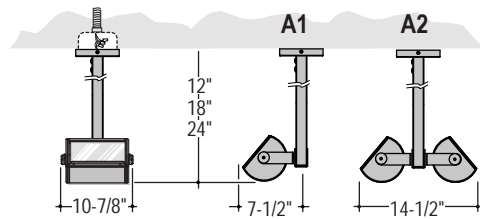
0	45	90	135	180	
0	283	283	283	283	
5	807	647	265	133	107
15	2274	1419	311	45	7
25	3009	2334	343	3	0
35	2564	2564	320	0	0
45	1602	2054	201	0	0
55	1091	1257	120	0	0
65	753	777	78	0	0
75	498	487	50	0	0
85	509	387	31	0	0
90	511	366	23	0	0
95	497	354	14	0	0
105	462	305	5	0	0
115	378	219	1	0	0
125	249	128	0	0	0
135	135	78	0	0	0
145	81	33	0	0	0
155	22	3	0	0	0
165	0	0	0	0	0

MOUNTING

Y-"Yoke"



A1/A2-"Arm Mount"



P-"Pendant Mount"

PS-"Pendant Swivel", 45 degree swivel.

Not Available in wet location

