

LINERO_{LC6M}

Project Name _____

Date _____

Catalog Number _____

Type _____

1T5, 2T5 and 3T5 Direct and Indirect Linear
Suspended / Micro Conical Lens



STANDARD LIGHT DISTRIBUTION

Direct 50%; Indirect 50%



CONSTRUCTION One piece die-formed 18 gauge steel housing in a 6-7/8" by 1-13/16" profile with a 1-1/8" side profile. Standard 4'-0" and 8'-0" fixtures can be joined to create continuous runs.

REFLECTOR Standard high reflectance die-formed white painted aluminum. Optional specular reflector and light control options provide flexibility in direct/indirect light output.

ENDCAPS Die-cast aluminum endcaps are fastened with concealed hardware.

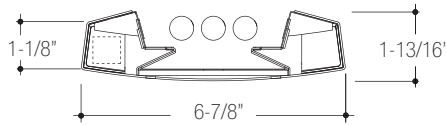
LENS .115" clear lens with micro conical pattern.

ELECTRICAL T5, T5HO: Program start 120/277 volt integral electronic ballast with less than 10% THD. Through wiring with quick connects standard. Standard single circuit. Each ballast provided with disconnects to meet luminaire disconnect code requirement.

MOUNTING Adjustable aircraft cable mounts on 4'-0" and 8'-0" centers. Available in single or dual aircraft cable. Refer to installation instructions for appropriate ceiling detail.

FINISH Standard powder-coat textured white painted finish. Consult factory for custom colors and finish options.

LABELS UL and cUL Listed, approved for dry/damp location unless otherwise noted.



LUMINAIRE SPECIFICATION

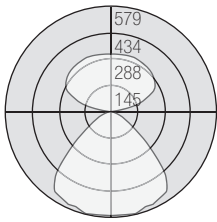
Sample Catalog #: LC6M-1T5-32'-AC48G1-120-1C-W

LC6M- HOUSING	T5- LAMPS	'- LENGTH	- MOUNTING	- VOLTAGE	- CIRCUITING	- FINISH	- OPTIONS
LC6M- Linero Curved 6, Micro Conical Lens	1T5- (1) 28W T5 2T5- (2) 28W T5 3T5- (3) 28W T5 1T5HO- (1) 54W T5HO 2T5HO- (2) 54W T5HO 3T5HO- (3) 54W T5HO		Adjustable Aircraft Cable ^{1,2} AC48G1- 1" T-Bar AC48G9- 9/16" T-Bar AC48GS- Slotted T-Bar AC48JB- Junction Box AC48ST- Structure AC548G_- 5" Non-Power Canopy ³ AC548JB- 5" Non-Power Canopy ³ SQ48G_- 5" Square Canopy ³ SQ48JB- 5" Square Canopy ³ Dual Adjustable Aircraft Cable ^{1,2,9} DAC48G1- 1" T-Bar DAC48G9- 9/16" T-Bar DAC48GS- Slotted T-Bar DAC48JB- Junction Box DAC48ST- Structure	120- 120 V 277- 277 V 347- 347 V ⁴ UNV- UNV ⁴ (120/277)	1C- Single Circuit 2C- Dual Circuit ^{5,6} 1D- Single Circuit Dimming ⁵ 2D- Dual Circuit Dimming ^{5,6} 1B- Single Circuit with Battery Pack ⁵ 2B- Dual Circuit with Battery Pack ^{5,6} 1E- Single Circuit with Emergency Circuit ⁵ 2E- Dual Circuit with Emergency Circuit ^{5,6}	W- Matte White CC- Custom Color	DL100- 100% Direct DL90- 90% Direct / 10% Indirect DL80- 80% Direct / 20% Indirect DL30- 30% Direct / 70% Indirect DSM- Daylight Sensor Master (sensor included) ⁷ DSS- Daylight Sensor Satellite (sensor not included) ⁷ DG- Dust Guard (Covers top of luminaire) SR- Specular Reflector LCR- Low Ceiling Reflector ⁸ CL- 90 Degree Corner LC- Lens Cover ¹⁰
	Individual Units 4- 4' individual 8- 8' individual Continuous Runs xx'- Specify nominal overall row length in 4' increments						

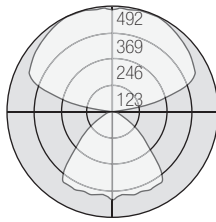
¹Standard 48" Adjustable Cable. Consult factory for additional lengths. ²Consult factory for tegular edged tiles. ³Replaces standard 2" non-power canopy. Square canopy replaces standard round. Must specify grid ceiling type on AC548G__ and SQ48G___. Select from G1 (1" grid), G9 (9/16" grid), or GS (slotted); for example AC548G1. ⁴347 volt and UNV not available with battery packs. ⁵Some Linero configurations will not accommodate all electrical options. Consult factory. ⁶2 lamps switched side-by-side, 3 lamps switched inboard/outboard. ⁷See back page for ordering information. Requires 0-10 volt dimming. ⁸Low Ceiling Reflector available only with DL30 option, 1T5 or 2T5. ⁹Square canopies supplied with dual aircraft cable mount. Round canopy not available with dual aircraft cable. ¹⁰Recommended for highly transmissive lensing options.



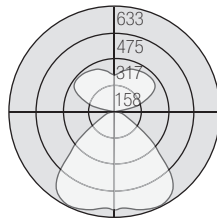
Pinnacle Architectural Lighting 12655 East 42nd Avenue, Suite 50 Denver, CO 80239
Phone 303.322.5570 Fax 303.322.5568 www.pinnacle-ltg.com
© 2011 Pinnacle Architectural Lighting® November 2011



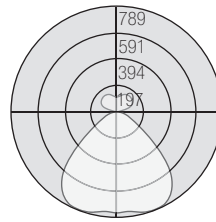
Test # 204223
Part # LC6M-1T5-4
Total Luminaire Efficiency: 91%



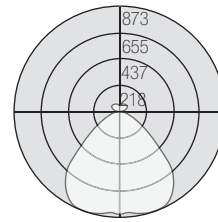
Test # 204307
Part # LC6M-1T5-4-DL30
Total Luminaire Efficiency: 102%



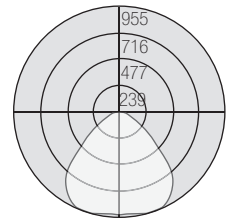
Test # 204295
Part # LC6M-1T5-4-DL60
Total Luminaire Efficiency: 91%



Test # 204283
Part # LC6M-1T5-4-DL80
Total Luminaire Efficiency: 84%

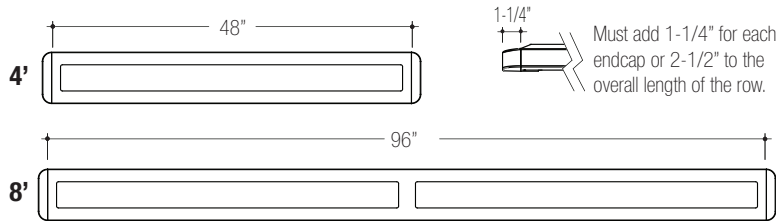


Test # 204271
Part # LC6M-1T5-4-DL90
Total Luminaire Efficiency: 80%

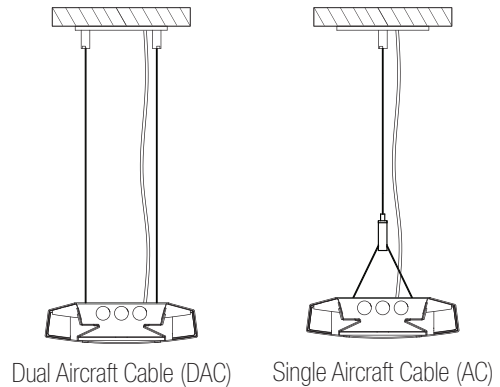


Test # 204259
Part # LC6M-1T5-4-DL100
Total Luminaire Efficiency: 76%

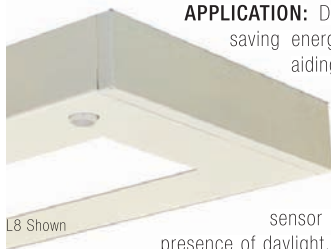
• INDIVIDUAL MODULES



• MOUNTING OPTIONS



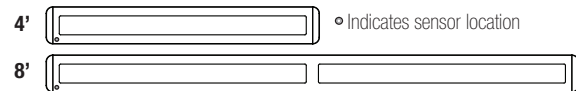
• DAYLIGHT SENSOR



APPLICATION: Daylight sensors are an ideal solution for saving energy, creating smart environments and aiding sustainability. Pinnacle Lighting's daylight sensor is a turn key solution for lighting control. The sensor is easily wired to the 0-10 volt dimming ballast installed in the fixture.

DAYLIGHT SENSOR: Daylight sensor dims lights based on electric light and presence of daylight. Sensor can control up to 20 dimming ballasts. Sensor is factory calibrated to 45 footcandles (fc), adjustable by 1/3 to 3 times the default setting by rotating the aperture.

STANDARD SENSOR PLACEMENT: The sensor location in Linero fixtures allows for easy placement of the sensor in relation to the space being daylighted. Housings can be rotated for more flexibility.



ORDERING INFORMATION: Specify row layout in the Options section of the part number when ordering Daylight Sensor. Daylight Sensor Master (DSM) includes the fixture with sensor and dimming ballast. Controls DSS units. Daylight Sensor Satellite (DSS) includes the fixture with a sensor compatible dimming ballast only. Must be used in conjunction with a DSM unit. See example 4 for information on ordering rows with both standard circuiting and daylight sensor.

Example 1

4' 4DSM
4' individual fixture with a Daylight Sensor. Specify: LC6M-2T5-4'-AC48G1-120-1C-W-4DSM

Example 2

8' 8DSS
8' individual fixture wired to a DSM fixture. Specify: LC6M-2T5-8'-AC48G1-120-1C-W-8DSS

Example 3

16' 8DSM 8DSS
8' fixture with a Daylight Sensor and 8' fixture wired to DSM fixture
Specify: LC6M-2T5-16'-AC48G1-120-1C-W-8DSM+8DSS

Example 4

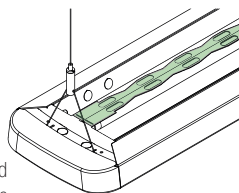
16' 8DSM 82C
8' fixture with a Daylight Sensor + 8' fixture wired as standard dual circuit (not wired to the sensor)
Specify: LC6M-2T5-16'-AC48G1-120-2C-W-8DSM+82C

• LOW CEILING REFLECTOR

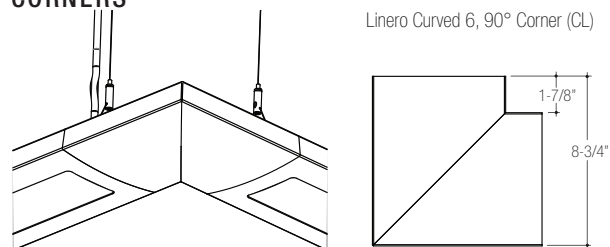
APPLICATION: Linero's low ceiling reflector eliminates hot spots while increasing uniformity across the ceiling. Utilize when fixtures must be installed as close as 10" from the ceiling. Available on 1T5/T5HO and 2T5/T5HO lamp fixtures only.

CONSTRUCTION: Highly reflective white painted aluminum. Low Ceiling Reflector securely snaps onto top of the lamp.

ORDERING INFORMATION: Specify "LCR" in the options section of the part number. (Sample Catalog #: LC6M-1T5-32'AC48G1-120-1C-W-LCR)



• CORNERS



ORDERING INFORMATION: Specify corners in the options section of the part #.
Sample Catalog #: LC6M-1T5-24-AC48G1-120-1C-W-CL.