


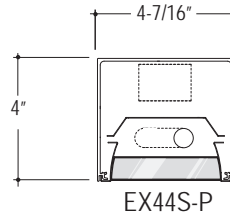
CONSTRUCTION 6063-T5 extruded aluminum housing. Highly reflective die-formed white painted aluminum reflector. Die-formed anodized snap-in aluminum semi-specular parabolic louver, removable for lamp replacement.

ELECTRICAL Standard T5 and T5HO: Program start 120/277 volt integral electronic ballast with less than 10% THD. Through wiring with quick connects standard. Standard single circuit. Each ballast provided with disconnects to meet luminaire disconnection code requirement.

MOUNTING Aircraft cable, 1/2" diameter rigid stem pendant, wall and surface mount available. Adjustable aircraft cable mounts on 4'-0" 8'-0" and 12'-0" centers. Aircraft Cable supplied with 5" power and 2" non-power canopies. Refer to installation instructions for appropriate ceiling detail and rigid pendant details. Pendants, canopies, and power cords are painted white unless otherwise specified.

FINISH Standard powder-coat textured white painted finish. Consult factory for custom colors.

LABELS UL and cUL Listed, approved for dry/damp location unless otherwise noted.



LUMINAIRE SPECIFICATION

Sample Catalog #: EX44S-P-N-1T5-24-AC48G1-120-1C-W

HOUSING	DIRECT	INDIRECT	LAMPS	LENGTH ¹	MOUNTING	VOLTAGE	CIRCUIT/WIRING ⁶	FINISH	OPTIONS
EX44S- Edge EX 4 X 4 with Staggered Lamp		N- None, Closed	Individual Units 4- 4' Not available as individual 8- 8' 12- 12' Continuous Runs xx'- Specify nominal overall row length in 4' increments			120- 120 V 277- 277 V 347- 347 ⁵ UNV- UNV ⁵ (120/277)		W- Matte White CC- Custom Color	
	P- Parabolic Louver		1T5- (1) 28W T5 1T5HO- (1) 54W T5HO		Aircraft Cable ² AC48G1- 1" T-Bar ³ AC48G9- 9/16" T-Bar ³ AC48GS- Slotted T-Bar ³ AC48JB- Junction Box AC48ST- Structure AC5_G- 5" Non-Power Canopy ⁴ AC5_JB- 5" Non-Power Canopy ⁴ Pendant ² PP_JB- Junction Box (specify O.A.L., 12", 18" or 24") PP_ST- Structure (specify O.A.L., 12", 18" or 24") Wall WA- Wall Mount Surface (Ceiling) S- Ceiling Surface Mount		1C- Single Circuit 1D- Single Circuit Dimming ⁶ 1E- Single Circuit with Emergency Circuit ⁶ 1B- Single Circuit with Battery Pack ⁶	LO- Lens Overlay	

¹ 3 ft and 4 ft lamps utilized with staggered lamp. See back page for additional details.

² Consult factory for additional lengths.

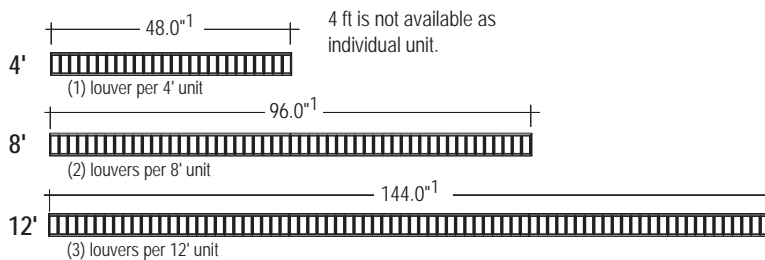
³ Consult factory for tegular edged tiles.

⁴ Replaces standard 2" non-power canopy.

⁵ Not available with battery packs.

⁶ Some Edge EX configurations will not accommodate all electrical options. Consult factory.

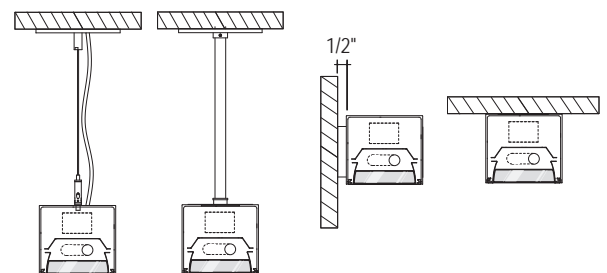
Individual Luminaires



See back page for staggered lamp row examples.

¹ Add 1/16" for each end plate or 1/8" to the overall length of the row.

Mounting Options



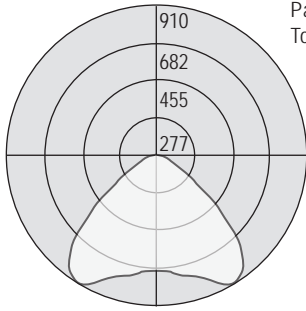
AC -
Aircraft
Cable

PP -
Rigid Stem
Pendant

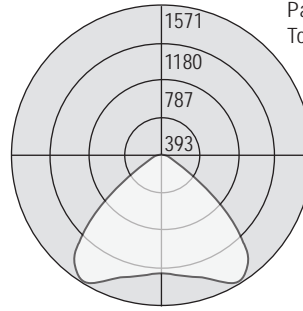
WA -
Wall
Mount

S -
Ceiling
Surface Mount

Test #: 202857
 Part #: EX44S-P-N-1T5
 Total Luminaire Efficiency: 74.5%

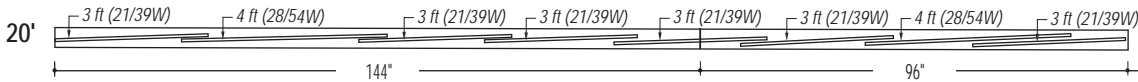
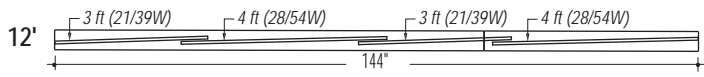
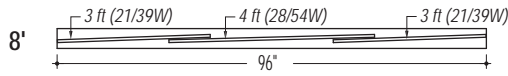


Test #: 202858
 Part #: EX44S-P-N-1T5HO
 Total Luminaire Efficiency: 75.0%

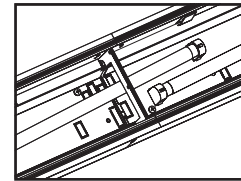


FEATURES AND OPTIONS

• T5 STAGGERED LAMP ROW EXAMPLES



Consult factory for staggered lamp applications as detailed shop drawings are required.



• LENS OVERLAY

APPLICATION: Lens overlay provides additional lamp shielding in conjunction with parabolic louver.

CONSTRUCTION: Extruded frosted acrylic lens easily installs on top of semi-specular parabolic louver.

ORDERING INFORMATION: Specify Lens Overlay (LO) in the options section of the part number. Sample Catalog #: EX44S-P-N-1T5-24-AC48G1-120-1C-W-LO.