

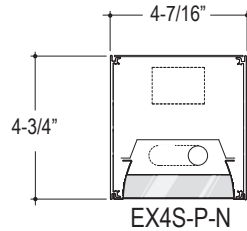
**CONSTRUCTION** 6063-T5 extruded aluminum housing. Highly reflective die-formed white painted aluminum reflector. Die-formed anodized snap-in aluminum semi-specular parabolic louver, removable for lamp replacement.

**ELECTRICAL** Standard T5 and T5HO: Program start 120/277 volt integral electronic ballast with less than 10% THD. Through wiring with quick connects standard. Standard single circuit. Each ballast provided with disconnects to meet luminaire disconnect code requirement.

**MOUNTING** Aircraft cable and wall mount available. Adjustable aircraft cable mounts on 4'-0" and 8'-0" centers. Aircraft Cable supplied with 5" power and 2" non-power canopies. Refer to installation instructions for appropriate ceiling detail. Canopies are painted white unless otherwise specified.

**FINISH** Standard powder-coat white painted finish. Consult factory for custom colors.

**LABELS** UL and cUL Listed, approved for dry/damp location unless otherwise noted.



**LUMINAIRE SPECIFICATION**

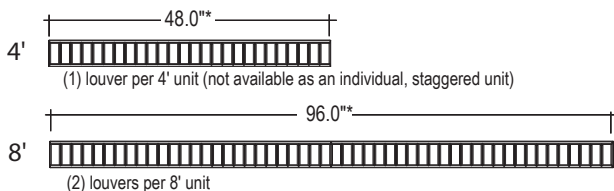
Sample Catalog #: EX4S-P-N-1T5-24-AC48G1-120-1C-W

EX4S-	P-	N-	---	---	---	---	---	---	---
HOUSING	DIRECT	INDIRECT	LAMPS	LENGTH	MOUNTING	VOLTAGE	CIRCUIT/WIRING	FINISH	OPTIONS
EX4S- Edge EX 4, Staggered Lamp		N- None, Closed	Individual Units 8- 8'  Continuous Runs xx'- Specify nominal overall row length in 4' increments		Aircraft Cable <sup>1</sup> AC48G1- 1" T-Bar <sup>2</sup> AC48G9- 9/16" T-Bar <sup>2</sup> AC48GS- Slotted T-Bar <sup>2</sup> AC48JB- Junction Box Structure AC48ST- 5" Non-Power Canopy <sup>3</sup> AC5_G_- 5" Non-Power Canopy <sup>3</sup> AC5_JB- 5" Non-Power Canopy <sup>3</sup>  Wall WA- Wall Mount	120- 120 V 277- 277 V 347- 347 V <sup>4</sup> UNV- UNV <sup>4</sup>	1C- Single Circuit 1D- Single Circuit Dimming <sup>5</sup> 1B- Single Circuit with Battery Pack <sup>5</sup> 1E- Single Circuit with Emergency Circuit <sup>5</sup>	W- Matte White CC- Custom Color	LO- Lens Overlay

<sup>1</sup>Consult factory for additional lengths.  
<sup>2</sup>Consult factory for tegular edged tiles.  
<sup>3</sup>Replaces standard 2" non-power canopy.  
<sup>4</sup>347 volt and UNV not available with battery packs.  
<sup>5</sup>Some Edge EX configurations will not accommodate all electrical options. Consult factory.

**COMPONENTS**

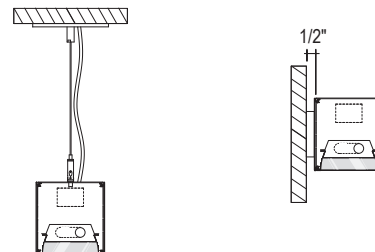
**Individual Luminaires**



See back page for staggered lamp row examples.

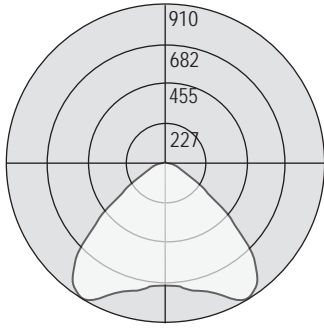
\*Add 1/16" for each end plate or 1/8" to the overall length of the row.

**Mounting Options**



AC -  
Aircraft  
Cable

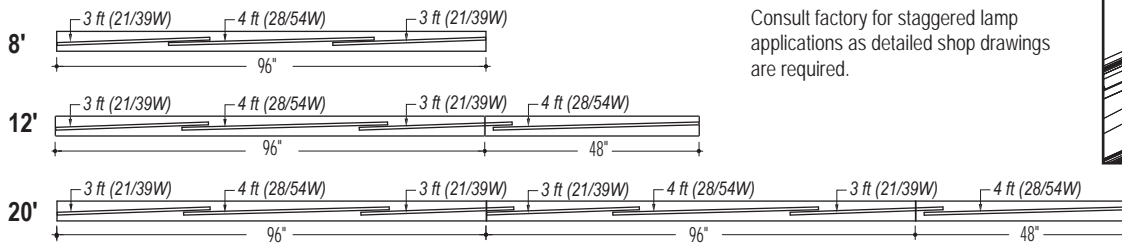
WA -  
Wall  
Mount



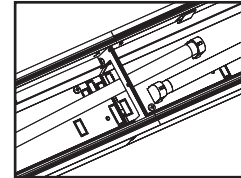
Test #: 202383  
 Part #: EX4S-P-N-1T5  
 Total Luminaire Efficiency: 74.5%

FEATURES AND OPTIONS

• T5 STAGGERED LAMP ROW EXAMPLES



Consult factory for staggered lamp applications as detailed shop drawings are required.



• LENS OVERLAY

**APPLICATION:** Lens overlay provides additional lamp shielding in conjunction with parabolic louver.

**CONSTRUCTION:** Extruded frosted acrylic lens easily installs on top of semi-specular parabolic louver.

**ORDERING INFORMATION:** Specify Lens Overlay (LO) in the options section of the part number. Sample Catalog #: EX4S-P-N-1T5-24-AC48G1-120-1C-W-LO.