


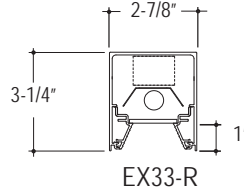
CONSTRUCTION 6063-T5 Extruded aluminum housing. Highly reflective die-formed white painted aluminum reflector. .125" diffuse acrylic lens with matte finish, removable for lamp replacement. Continuous ripple pattern extruded aluminum trim painted white unless otherwise specified.

ELECTRICAL Standard T5 and T5HO: Program start 120/277 volt integral electronic ballast with less than 10% THD. Through wiring with quick connects standard. Standard single circuit. Each ballast provided with disconnects to meet luminaire disconnect code requirement.

MOUNTING Aircraft cable, 1/2" diameter rigid stem pendant, wall and surface mount available. Adjustable aircraft cable mounts on 4'-0" 8'-0" and 12'-0" centers. Aircraft Cable supplied with 5" power and 2" non-power canopies. Refer to installation instructions for appropriate ceiling detail and rigid pendant details. Pendants, canopies, and power cords are painted white unless otherwise specified.

FINISH Standard powder-coat textured white painted finish. Consult factory for custom colors.

LABELS UL and cUL Listed, approved for dry/damp location unless otherwise noted.



LUMINAIRE SPECIFICATION

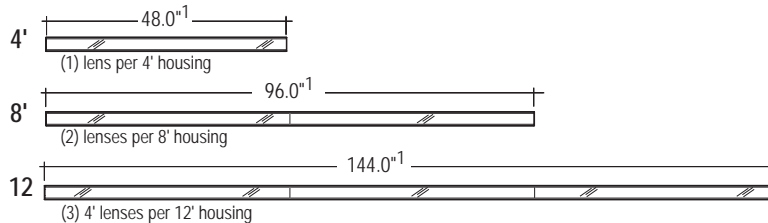
Sample Catalog #: EX33-R-N-1T5-24-AC48G1-120-1C-W

EX33- R- N- 1T5__ - ___ - _____ - ___ - ___ - ___

HOUSING	DIRECT	INDIRECT	LAMPS	LENGTH	MOUNTING	VOLTAGE	CIRCUIT/WIRING	FINISH	OPTIONS
EX33 - Edge EX 3 x 3		N- None, Closed	Individual Units 4- 4' 8- 8' 12- 12' Continuous Runs xx'- Specify nominal overall row length in 4' increments			120- 120 V 277- 277 V 347- 347 V UNV- UNV (120/277)		W- Matte White CC- Custom Color	
	R- Regress Lens		1T5- (1) 28W T5 1T5HO- (1) 54W T5HO		Aircraft Cable ¹ AC48G1- 1" T-Bar ² AC48G9- 9/16" T-Bar ² AC48GS- Slotted T-Bar ² AC48JB- Junction Box AC48ST- Structure AC5_G_ - 5" Non-Power Canopy ³ AC5_JB- 5" Non-Power Canopy ³ Pendant ¹ PP_JB- Junction Box (specify O.A.L., 12", 18" or 24") PP_ST- Structure (specify O.A.L., 12", 18" or 24") Wall WA- Wall Mount Surface (Ceiling) S- Ceiling Surface Mount		1C- Single Circuit 1D- Single Circuit Dimming ⁴ Single Circuit with 1E- Emergency Circuit ⁴		

¹Consult factory for additional lengths.
²Consult factory for tegular edged tiles.
³Replaces standard 2" non-power canopy.
⁴Some Edge EX configurations will not accommodate all electrical options. Consult factory.

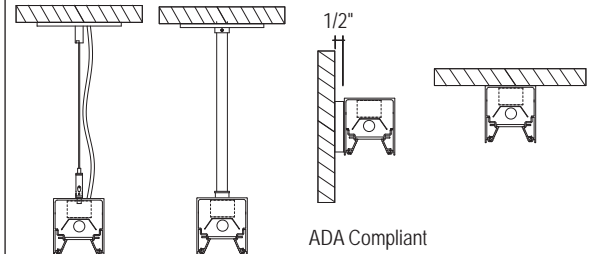
Individual Luminaires



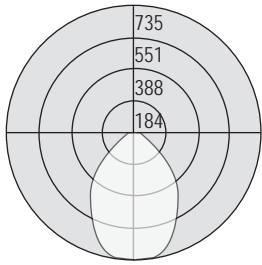
	T5	T5HO
4'	1 - 28W	1 - 54W
8'	2 - 28W	2 - 54W
12'	3 - 28W	3 - 54W

¹Add 1/16" for each end plate or 1/8" to the overall length of the row.

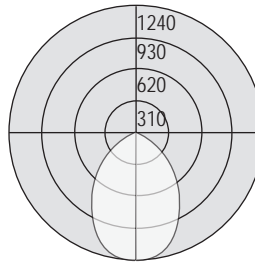
Mounting Options



AC - Aircraft Cable PP - Rigid Stem Pendant WA - Wall Mount S - Surface Mount



Test # 203121
 Part # EX33-R-N-1T5
 Total Luminaire Efficiency: 61.9%




Test: 203122
 Part # EX33-R-N-1T5HO
 Total Luminaire Efficiency: 62.4%

FEATURES AND OPTIONS

• CIRCUITING

Single Circuit (1C) Layout



Single Circuit with Emergency Circuit (1E) Layout



• STANDARD ROW CONFIGURATION

Pinnacle Architectural Lighting utilizes standard row configurations for continuous runs.
 Please consult factory if a project requires non-standard row configurations.

Individual Length	Row Length																			
	4	8	12	16	20	24	28	32	36	40	44	48	52	56	60	64	68	72	76	80
4'	1																			
8'		1		2	1		2	1		2	1		2	1		2	1		2	1
12'			1		1	2	1	2	3	2	3	4	3	4	5	4	5	6	5	6