

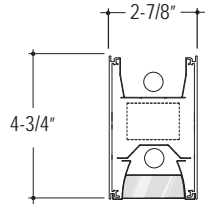
CONSTRUCTION 6063-T5 Extruded aluminum housing. Highly reflective die-formed white painted aluminum reflector. Die-formed anodized snap-in aluminum semi-specular parabolic louver, removable for lamp replacement. Specular reflector standard with asymmetric open (WO).

ELECTRICAL Standard T5 and T5HO: Program start 120/277 volt integral electronic ballast with less than 10% THD. Through wiring with quick connects standard. Standard single circuit. Each ballast provided with disconnects to meet luminaire disconnect code requirement.

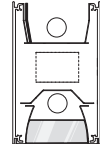
MOUNTING Aircraft cable and wall mount available. Aircraft Cable supplied with 5" power and 2" non-power canopies. Refer to installation instructions for appropriate ceiling detail Canopies, and power cables are painted white unless otherwise specified.

FINISH Standard powder-coat white painted finish. Consult factory for custom colors.

LABELS UL and cUL Listed, approved for dry/damp location unless otherwise noted.



EX2B-P-O



EX2B-P-WO



LUMINAIRE SPECIFICATION

Sample Catalog #: EX2B-P-O-T5-1-1-24-AC48G1-120-1C-W-DG

EX2B- P- __- T5__- 1- 1- ___- ___- ___- ___- ___- ___-

HOUSING	DIRECT	INDIRECT	LAMP TYPE	LAMP DOWN	LAMP UP	LENGTH	MOUNTING	VOLTAGE	CIRCUIT/WIRING ⁵	FINISH	OPTIONS
EX2B- Edge EX 2 Bi-Directional		O- Open WO- Asymmetric Open			1- 1 Lamp	Individual Units 4- 4' 8- 8' Continuous Runs xx'- Specify nominal overall row length in 4' increments		120- 120 V 277- 277 V 347- 347 V ⁴ UNV- UNV ⁴		W- Matte White CC- Custom Color	
	P- Parabolic Louver		T5- T5 Lamp T5HO- T5HO Lamp		1- 1 Lamp		Aircraft Cable ¹ AC48G1- 1" T-Bar ² AC48G9- 9/16" T-Bar ² AC48GS- Slotted T-Bar ² AC48JB- Junction Box AC48ST- Structure AC5_G_- 5" Non-Power Canopy ³ AC5_JB- 5" Non-Power Canopy ³ Wall WA- Wall Mount		1C- Single Circuit 2C- Dual Circuit 1D- Single Circuit Dimming ⁵ 2D- Dual Circuit Dimming ⁵ 1B- Single Circuit with Battery Pack ⁵ 2B- Dual Circuit with Battery Pack ⁵ 1E- Single Circuit with Emergency Circuit ⁵ 2E- Dual Circuit with Emergency Circuit ⁵		DG- Dust Guard LO- Lens Overlay SR- Specular Reflector ⁶

¹Standard 48" Adjustable Cable. Consult factory for additional lengths.

²Consult factory for regular edged tiles.

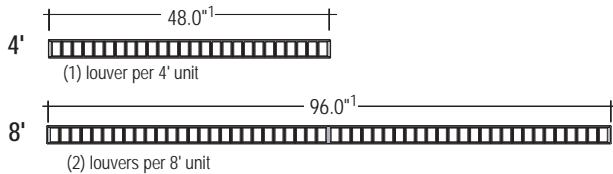
³Replaces standard 2" non-power canopy.

⁴347 and UNV not available with battery packs.

⁵Some Edge EX configurations will not accommodate all electrical options. Consult factory.

⁶Available on Indirect Open (O) option only.

Individual Luminaires



Lamp Type (Direct)

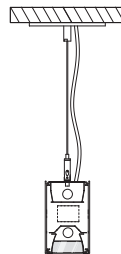
	T5	T5HO
4'	1 - 28W	1 - 54W
8'	2 - 28W	2 - 54W

Lamp Type (Indirect)

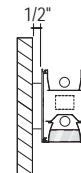
	T5	T5HO
4'	1 - 28W	1 - 54W
8'	2 - 28W	2 - 54W

¹Add 1/16" for each end plate or 1/8" to the overall length of the row.

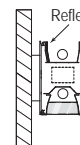
Mounting Options



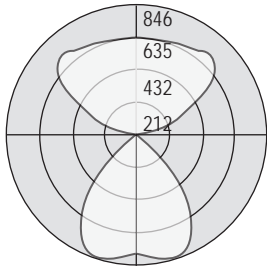
AC - Aircraft Cable



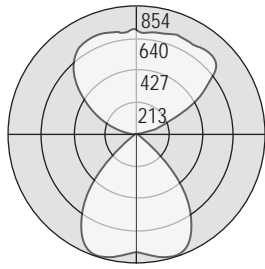
ADA Compliant
WA - Wall Mount (EX2B-P-O)



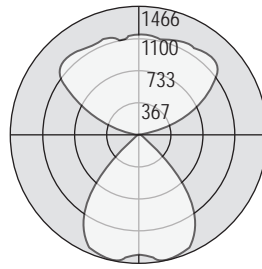
ADA Compliant
WA - Wall Mount (EX2B-P-WO)



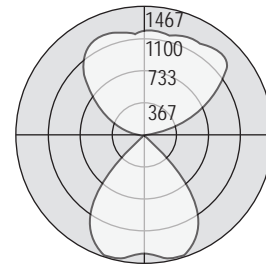
Test #: 202413
Part #: EX2B-P-O-T5-1-1-SR
Total Luminaire Efficiency: 77.3%



Test #: 202415
Part #: EX2B-P-WO-T5-1-1
Total Luminaire Efficiency: 76.8%



Test # 202414
Part # EX2B-P-O-T5HO-1-1-SR
Total Luminaire Efficiency: 77.9%



Test # 202416
Part # EX2B-P-WO-T5HO-1-1
Total Luminaire Efficiency: 77.4%

FEATURES AND OPTIONS

• CIRCUITING

1C = All lamps on 1 circuit.*



Consult factory for emergency circuit (E) and battery pack (B) applications as detailed shop drawings are required.

2C = Top and bottom lamps are on separate circuits.**



*1D= All lamps on 1 dimmed circuit

**2D = Top and bottom lamps are on separate dimmed circuits

• DUST GUARD

APPLICATION: Dust Guard prevents particle ingress.

CONSTRUCTION: Diffuse snap-in acrylic lens at top of fixture is easily removed for lamp replacement.

ORDERING INFORMATION: Specify Dust Guard (DG) in the options section of the part number. Sample Catalog #: EX2B-P-O-T5-1-1-24-AC48G1-120-1C-W-DG.

• LENS OVERLAY

APPLICATION: Lens overlay provides additional lamp shielding in conjunction with parabolic louver.

CONSTRUCTION: Extruded frosted acrylic lens easily installs on top of semi-specular parabolic louver.

ORDERING INFORMATION: Specify Lens Overlay (LO) in the options section of the part number. Sample Catalog #: EX2B-P-O-T5-1-1-24-AC48G1-120-1C-W-LO.