

CONSTRUCTION Formed 20 gauge cold rolled steel housing. Highly reflective die-formed white painted reflector. Wiring access available on top of housing.

OPTICS Captive and hinged center satine curved, co-extruded acrylic lens with ribbed side channels evenly illuminates the side reflector giving the appearance of a fully lensed luminaire.

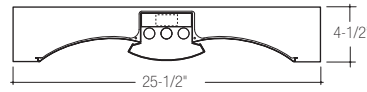
ELECTRICAL Standard 55W Biax: Program start 120/277 volt integral electronic ballast with less than 15% THD. Standard 40W and 25W Biax: Instant start 120/277 volt electronic ballast with less than 10% THD. T8: Instant start 120/277V electronic ballast with less than 10% THD. Standard single circuit. Each ballast provided with disconnects to meet luminaire disconnect code requirement.

MOUNTING Surface mount attaches to structure through top of housing. Consult factory for detailed installation instructions.

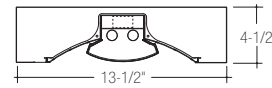
FINISH Powder-coat white painted finish on exposed trim.

LABELS UL and cUL Listed, approved for dry/damp location unless otherwise noted.

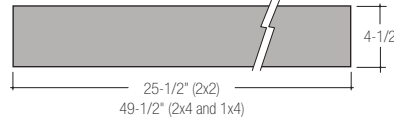
Adeo 2x2, 2x4 Surface Mount



Adeo 1x4 Surface Mount



Side View



LUMINAIRE SPECIFICATION

Sample Catalog #: AD22A-2T8-S-120-1C-W

| AD__-__-_____ | | _____ | | _____ | | _____ | | W-_____ | |
|----------------------------|---|--|------------------|---|--|----------|--|---------|--|
| HOUSING | SHIELDING | LAMPS | MOUNTING | VOLTAGE | CIRCUIT/WIRING | FINISH | OPTIONS | | |
| AD22- Adeo 2X2 Recessed | A- Satine Lens R- Round Perf | 2X2 only 1BX25- (1) 25W BIAX 2BX25- (2) 25W BIAX | S- Surface Mount | 120- 120V 277- 277V 347- 347V ¹ UNV-UNV ² (120/277) | 1C- Single Circuit, Normal 2C- Dual Circuit, Normal ³ 1D- Single Circuit Dimming ⁶ 2D- Dual Circuit Dimming ^{3,6} 1E- Single Circuit with Emergency Circuit ^{4,6} 1B- Single Circuit with a Battery Pack ^{4,6} 2B- Dual Circuit with a Battery Pack ^{3,4,6} | W- White | SW- Step Switching ⁶ DSM- Integral Daylight Sensor Master - Sensor Included ^{5,6} DSS- Integral Daylight Sensor Satellite - Sensor Not Included ^{5,6} GLR- Internal Fast-Blow Fuse | | |
| AD24- Adeo 2X4 Recessed | L- Linear Slot B- Internal BF- Baffle | 1BX40- (1) 40W BIAX 2BX40- (2) 40W BIAX 1BX55- (1) 55W BIAX | | | | | | | |
| AD14- Adeo 1X4 Recessed | Satine Lens with Internal Baffle | 2X2, 2X4 only 1T8- (1) T8 2T8- (2) T8 3T8- (3) T8 1X4 only 1T8- (1) T8 2T8- (2) T8 | | | | | | | |

¹Consult factory for 347 volt ballast.
²Not available for use with a battery pack.
³Dual circuit available for 2 (side-by-side) and 3 (inboard/outboard) lamp configurations.
⁴Emergency circuit or battery pack to be on center lamp with 3 lamp configurations.
⁵See back page for ordering information. Requires 0-10 volt dimming.
⁶Some Adeo configurations will not accommodate all options. Consult factory.